



Pocket Guide

103rd Scientific Assembly and Annual Meeting

November 26 to December 1
McCormick Place, Chicago

RSNA[®] 2017

Explore. Invent. Transform.



CMR NAVISCAN®



Providing Peace of Mind

From Early Detection to Treatment and Monitoring of Breast Cancer



Booth
#2941

CMR Naviscan, the Total Molecular Breast Imaging Solution

CMR

www.cmr-naviscan.com


Table of Contents

Welcome	2
Emergency Information	5
Transportation	7
McCormick Place Campus	25
Meeting Information	33
Education	57
Virtual Meeting	59
Technical Exhibits	61
Dining	65
Index	73

Share Your Experience with the official meeting hashtag: #RSNA17

 Facebook: [Facebook.com/RSNAfans](https://www.facebook.com/RSNAfans)

 Twitter: [@RSNA](https://twitter.com/RSNA)

 Instagram: [@rsnagram](https://www.instagram.com/RSNAGram)

 LinkedIn: [linkedin.com/company/rsna](https://www.linkedin.com/company/rsna)

Welcome to RSNA 2017

Dear Colleagues,

It is my pleasure to welcome you to RSNA 2017, an unparalleled opportunity for all of us to “Explore. Invent. Transform.”



The Board and many volunteers have developed an exceptional program. Special Interest Sessions on Monday will delve into diverse topics, including innovative ways to fund your research, patient perspectives on care and the emerging role of radiology in imaging dementia. Machine learning and 3D printing continue to garner interest across the program. Take time to visit the 3D Printing Showcase and the Machine Learning Community in the Learning Center. I encourage you to explore special programs such as the Colombia and Israel Presents sessions to learn about issues our colleagues are tackling around the world.

A new Fast 5 Session will feature five speakers each giving a five-minute presentation on topics selected by you on Thursday afternoon in the Arie Crown Theater.

The Virtual Meeting has expanded in size and length, allowing you to pack even more into your RSNA 2017 experience, including over 100 live-streamed and on-demand opportunities. The program will be available until February 28, 2018.

Visit the RSNA Connections Center to learn more about RSNA, find help navigating the meeting, relax and recharge. The Discovery Theater is back with informative presentations and lively entertainment.

The RSNA Technical Exhibits are second to none. The new Machine Learning Showcase highlights the latest advances in machine learning and artificial intelligence.

I am honored to serve as the president of our Society and to preside over RSNA 2017. I wish you all a productive conference and memorable time in Chicago.

Sincerely,

Richard L. Ehman, MD
RSNA President

Plenary Sessions

Richard L. Ehman, MD

Sunday, November 26, at 8:30 AM

President's Address

"Is it Time to Reinvent Radiology?"

Roderic I. Pettigrew, PhD, MD

Sunday, November 26, at 8:30 AM

Opening Session

"Tomorrow's Radiology"

Elias A. Zerhouni, MD

Sunday, November 26, at 8:30 AM

Opening Session

"Imaging Innovation in 21st Century Biomedicine: Challenges and Opportunities"

Daniel Sodickson, MD, PhD

Monday, November 27, at 1:30 PM

New Horizons Lecture

"A New Light: The Birth, and Rebirth, of Imaging"

Paul E. Kinahan, PhD, *Moderator*

Tuesday, November 28, at 10:30 AM

RSNA/AAPM Physics Symposium:

Machine Learning in Radiology: Why and How?

Keith Dreyer, DO, PhD

"Harnessing Artificial Intelligence"

Antonio Criminisi, PhD

"Assistive AI for Cancer Treatment"

Jonathan B. Kruskal, MD, PhD

Tuesday, November 28, at 1:30 PM

Annual Oration in Diagnostic Radiology

"Strategies for Radiology to Thrive in the Value Era"

Daphne A. Haas-Kogan, MD

Wednesday, November 29, at 1:30 PM

Annual Oration in Radiation Oncology

"Personalized Medicine and Radiation Oncology"

Robert Herjavec from *Shark Tank*

Thursday, November 30, at 2 PM

Plenary Session

"Fast Forward and Focused"

L C E N T E R



INSPIRE | INNOVATE | INVEST

The Campaign

for Funding Radiology's Future®

You can make the difference!

Visit The R&E Foundation Donor Suite in the Connections Center and help us finish strong. Your investment will inspire promising researchers and drive innovation.

INSPIRE-INNOVATE-INVEST

RSNA®
R&E™

FOUNDATION

Invest in the Campaign at [RSNA.org/Campaign](https://www.rsna.org/Campaign)

McCormick Place Convention Center EMERGENCY PROCEDURES

For all emergencies—fire, police, and medical—dial **1-312-791-6060** or **6060** from any house phone.

After notifying emergency personnel, notify RSNA security at 1-312-808-2102 or 2102 from any house phone.

First Aid (Non-emergencies)



Fully equipped first aid stations are staffed by licensed medical professionals and located throughout McCormick Place:

North and South Buildings

Level 2.5 Grand Concourse, west of the Business Center

Lakeside Center East


Level 1, behind telephone bank

Clinic

The following clinic locations are closest to McCormick Place (hours vary by day):

- Walgreens, 316 W. Cermak Rd., 1-312-791-0392
- Walgreens, 3405 S. Martin Luther King Dr., 1-312-326-4058*
- CVS, 137 S. State St., 1-312-609-1215*

**Pharmacy provides walk-in healthcare clinic services.*



**Rest Easy.
Save BIG!**




FREE GIFT!

RESERVE YOUR 2018 HOTEL NOW

Annual meeting attendees!
**Get a free gift* when you
reserve your 2018 hotel today!**

**New! Get a jump on planning and
reserve your hotel for RSNA 2018.**
The earlier you reserve, the more you save!
Visit any Hotel Reservation Kiosk to secure
your RSNA 2018 hotel reservation! Or reserve
online at RSNA.org/Hotel-Reservations.

RSNA[®] 2018
TOMORROW'S
RADIOLOGY TODAY
NOVEMBER 25-30



**While supplies last. Limited number of rooms available at RSNA early-discount rates.*



Transportation Locations at McCormick Place

	Lakeside Center	South Building	North Building	Grand Concourse
Shuttle Bus Service	Gates 31, 32, 33, 34 (Routes 1-5)	Gates 1, 2, 3 (Routes 1-5)	Gates 20, 21 (Routes 6-8)	
Metra Train				Level 2.5
Taxi	Gate 30	Gate 4		
Limousine				Gate 27
Airport Express	Gate 37	Gate 3		
Private Charters				Gate 26
Uber/Lyft	Gate 38	Gate 4.5		

Getting to/from McCormick Place

GO Airport Express — Airport Shuttle Service

1-888-284-3826

GO Airport Express offers shuttle service to Chicago O’Hare and Chicago Midway International Airports from McCormick Place.

Lakeside Center East, Gate 37

South Building, Gate 3 (*departure time is on the half-hour*)

HOURS OF OPERATION

Tuesday 12:00 PM – 6:00 PM

Wednesday & Thursday 12:00 PM – 6:30 PM

Friday* 10:00 AM – 5:00 PM

**Lakeside Center East only*

GO Airport Express is proud to donate a portion of all proceeds raised during the meeting to the RSNA R&E Foundation.

Public Transit

Cermak-McCormick Place Green Line Station

The Cermak-McCormick Place Green Line Station is located near the intersection of Cermak Rd. and State St., approximately three-quarters of a mile from McCormick Place, with service to downtown Chicago. One way fares are \$2.25 and may be purchased at station vending machines. Visit transitchicago.com for transit timetables and additional information.

Taxi Service

Taxi service is available throughout the city. Rates may range between \$5 to \$40 per ride, plus tip, depending on distance.

For wheelchair accessible vehicles, please call United Dispatch at 1-800-281-4466.

Uber and Lyft (Rideshare Providers)

Shared ride providers like Uber and Lyft are popular modes of transportation throughout Chicago. Rideshare pick-up stations at McCormick Place are located at:

- South Building: Gate 4.5
- Lakeside Center: Gate 38

Shuttle Bus Service

RSNA provides complimentary shuttle bus service between official RSNA 2017 hotels and McCormick Place. Shuttle buses make multiple stops before reaching McCormick Place; before boarding, check bus signage to confirm your destination. Allow a minimum of 40 to 50 minutes from the hotel to the convention center to allow for inclement weather or traffic.

Familiarize yourself with your hotel's shuttle bus pick-up and drop-off locations and note that your hotel's pick-up and drop-off location may be at another hotel nearby; visit the interactive hotel map on *Meeting.RSNA.org* for additional information.

HOURS OF OPERATION

Morning Service to McCormick Place

Departing Official Hotels Every 15–20 Minutes

Sunday, November 26–

Thursday, November 30 7:15 AM – 10:30 AM

Friday, December 1** 7:15 AM – 10:15 AM

Midday Service to and from Official Hotels

Departing McCormick Place Every 30 Minutes

Saturday, November 25* 10:30 AM – 6:00 PM

Sunday, November 26–

Thursday, November 30 10:30 AM – 4:00 PM

Friday, December 1** 10:15 AM – 3:45 PM

Evening Service to Official Hotels

Departing Official Hotels Every 15–20 Minutes

Sunday, November 26–

Thursday, November 30 4:00 PM – 6:45 PM

* Shuttle service for Routes 1–5 is provided to and from Lakeside Center only; service for routes 6–8 is provided to and from the North Building.

** Shuttle service for Routes 1–8 is provided to and from Lakeside Center only.

Shuttle Service for Early Sessions

For those attending 7:15 AM sessions, shuttle service will be provided to McCormick Place, Lakeside Center only, Sunday, November 26, to Friday, December 1.

Please see the sign in your hotel lobby for departure times.

7:45 PM Last Call Departure

Last shuttles to all official RSNA hotels will depart from Lakeside Center only. Please be prompt, as buses depart at exactly 7:45 PM.

McCormick Place and Hotel Shuttle Signage

South Building, Level 1

McCormick Place Gates 1-3

Board buses with a **YELLOW** sign (routes 1-5).

Lakeside Center East, Level 2

McCormick Place Gates 31-34

Board buses with a **BLUE** sign (routes 1-5).


North Building, Level 1

McCormick Place Gates 20 and 21

Board buses with an **ORANGE** sign (routes 6-8).

Hotel Shuttle Information and Special-Needs Transportation

Please call 1-877-899-0986 for hotel shuttle information and special-needs transportation. ADA-compliant equipment is available during regularly scheduled shuttle hours. Reservations should be made at least 20 minutes in advance of desired pick up time by calling 1-877-899-0986.

Transportation managed by:  **RPM**
Risk Planning & Management Solutions, Inc.

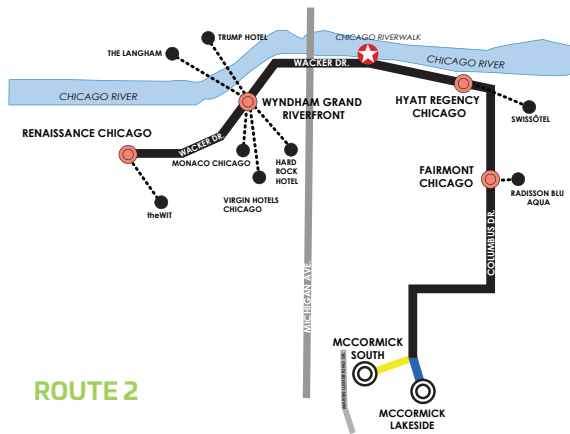
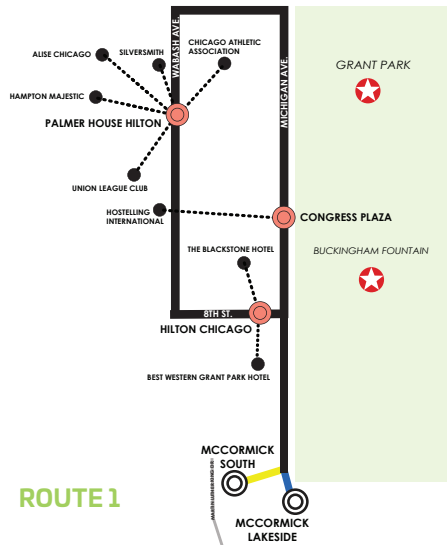
Express Shuttle Bus and Taxi Boarding

Sunday-Tuesday 5:00 PM – 6:30 PM

R&E Foundation donors who have contributed \$1,500 or more during the current giving year may receive priority shuttle bus and taxi boarding during the evening rush hour. Present your donor boarding pass at the R&E Foundation Express Boarding Desk located at the Grand Concourse-Level 1, Gate 4. Boarding passes and other donor benefits will also be available to those who donate at the R&E Foundation booth.

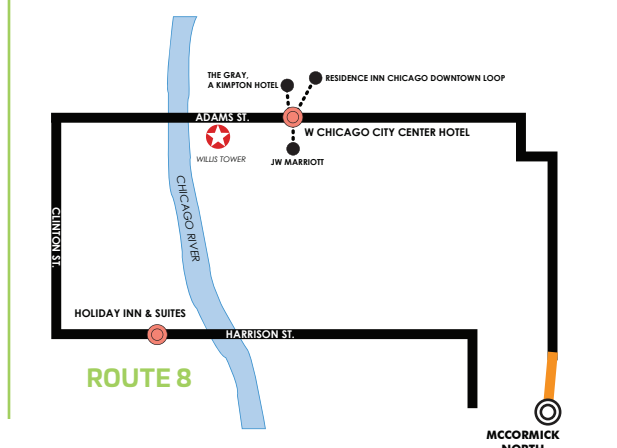
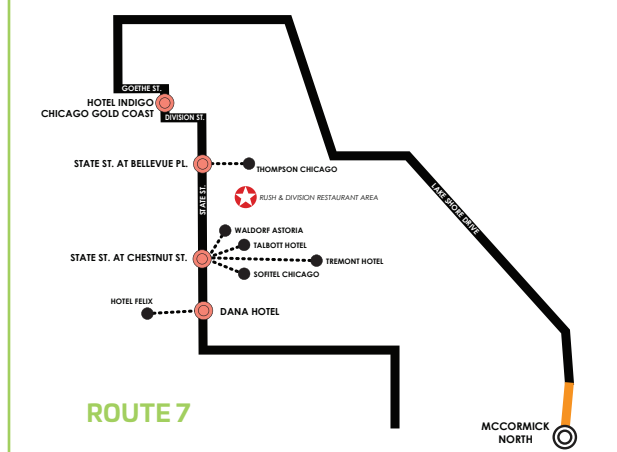
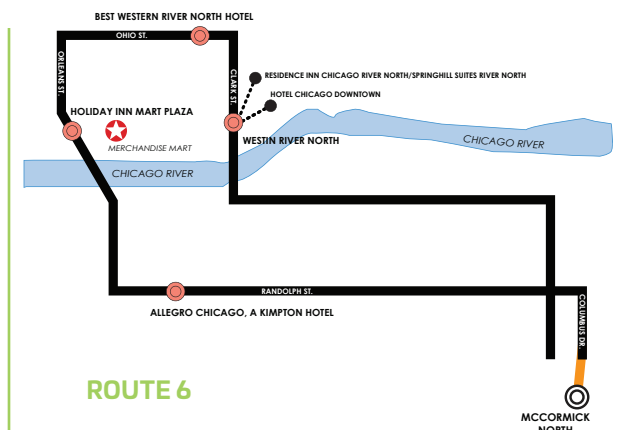
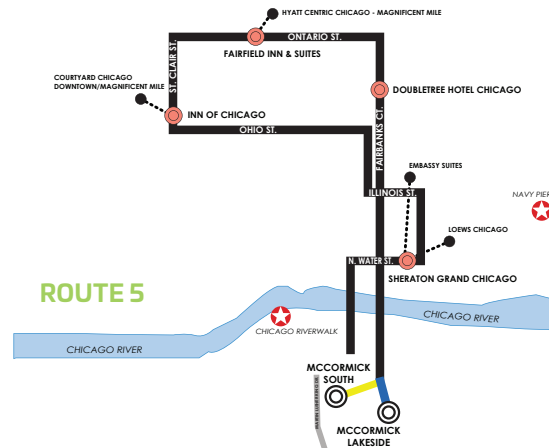
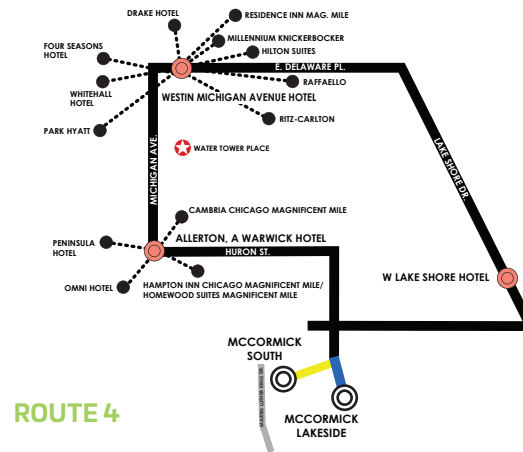
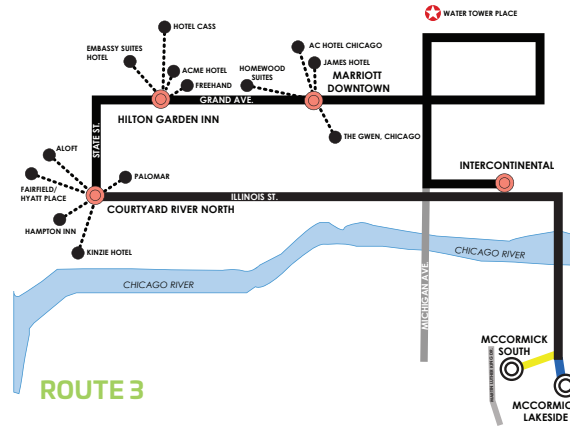


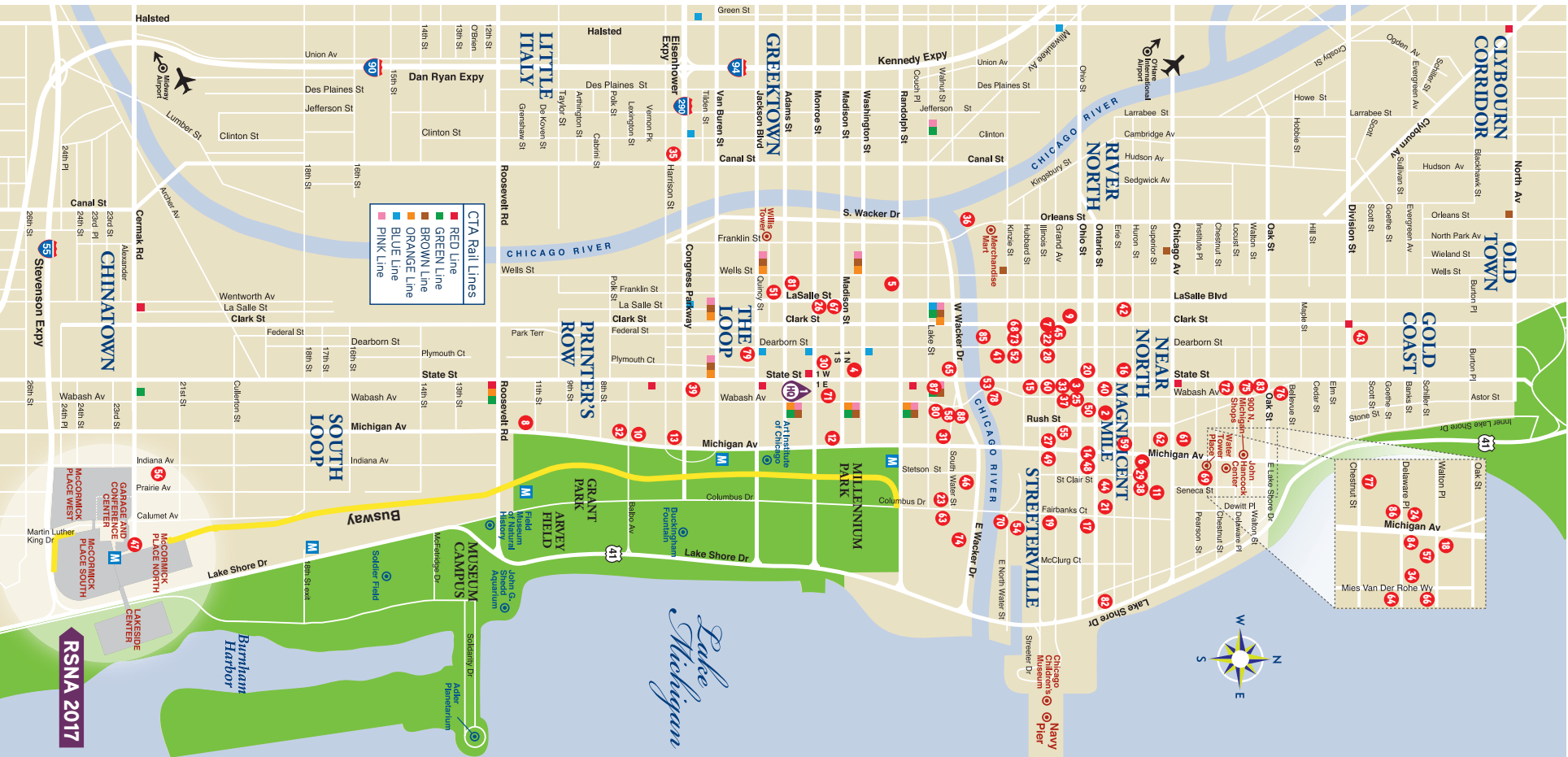
Shuttle Bus Routes



- OFFICIAL RSNA SHUTTLE STOP
- OFFICIAL RSNA HOTEL (ATTENDEES WILL WALK TO NEARBY SHUTTLE STOP)
- MCCORMICK PLACE
- ATTRACTION

Note: Maps not to scale





Downtown Chicago Hotels

- 1 Palmer House Hilton Hotel *Headquarters Hotel*
- 2 AC Hotel Chicago Downtown
- 3 Acme Hotel Company Chicago
- 4 Aise Chicago
- 5 Allego Chicago, A Kimpton Hotel
- 6 Alorton, A Warwick Hotel
- 7 ALOFT Chicago City Center
- 8 Best Western Grant Park Hotel
- 9 Best Western River North Hotel
- 10 The Badstone Hotel
- 11 Cambria Chicago Magnificent Mile
- 12 Chicago Athletic Association Hotel
- 13 Congress Plaza Hotel
- 14 Courtyard Chicago Downtown Magnificent Mile
- 15 Courtyard Chicago Downtown River North
- 16 Dara Hotel and Spa
- 17 Doubletree Hotel Chicago Magnificent Mile
- 18 Drake Hotel
- 19 Embassy Suites Chicago Downtown Magnificent Mile
- 20 Embassy Suites Hotel - Chicago Downtown
- 21 Fairfield Inn & Suites
- 22 Fairfield Inn & Suites River North
- 23 Fairmont Hotel Chicago
- 24 Four Seasons Hotel
- 25 Freehand Chicago
- 26 The Gray, A Kimpton Hotel
- 27 The Gwen, a Luxury Collection Hotel, Chicago
- 28 Hampton Inn & Suites
- 29 Hampton Inn Chicago Downtown Magnificent Mile
- 30 Hampton Majestic
- 31 Hard Rock Hotel Chicago
- 32 Hilton Chicago
- 33 Hilton Garden Inn - Magnificent Mile
- 34 Hilton Suites
- 35 Holiday Inn & Suites
- 36 Holiday Inn Mart Plaza
- 37 Homewood Suites By Hilton
- 38 Homewood Suites Chicago Downtown Magnificent Mile
- 39 Hoteling International - Chicago
- 40 Hotel Cass - A Holiday Inn Express
- 41 Hotel Chicago Downtown
- 42 Hotel Felix
- 43 Hotel Indigo Chicago Gold Coast
- 44 Hyatt Centric Chicago Magnificent Mile
- 45 Hyatt Place Chicago River North
- 46 Hyatt Regency Chicago Hotel
- 47 Hyatt Regency McCormick Place Hotel
- 48 Inn of Chicago
- 49 InterContinental Hotel Chicago
- 50 James Hotel
- 51 JW Marriott
- 52 Kinze Hotel Chicago
- 53 The Langham, Chicago
- 54 Leawes Hotel Chicago
- 55 Marriott Downtown Magnificent Mile
- 56 Marriott Marquis Chicago
- 57 Millennium Knickerbocker Hotel
- 58 Monaco Chicago, A Kimpton Hotel
- 59 Omni Chicago Hotel
- 60 Palomar Chicago, A Kimpton Hotel
- 61 Park Hyatt Hotel
- 62 Peninsula Hotel
- 63 Radisson Blu Aqua Hotel Chicago
- 64 Refrillo Hotel
- 65 Renaissance Chicago Hotel
- 66 Residence Inn By Marriott Magnificent Mile
- 67 Residence Inn Chicago Downtown Loop
- 68 Residence Inn Chicago Downtown River North
- 69 Ritz-Carlton Chicago Hotel
- 70 Sheraton Grand Chicago
- 71 Silversmith Hotel
- 72 Sofitel Chicago Water Tower Hotel
- 73 Springhill Suites Chicago Downtown River North
- 74 Sussman Chicago
- 75 Talbot Hotel
- 76 Thompson Chicago
- 77 Tremont Hotel
- 78 Trump International Hotel and Tower
- 79 Union League Club
- 80 Virgin Hotels Chicago
- 81 W Chicago City Center Hotel
- 82 W Lake Shore Drive Hotel
- 83 Waldorf Astoria Chicago
- 84 Westin Michigan Avenue Hotel
- 85 Westin River North Chicago Hotel
- 86 Whitehall Hotel
- 87 TheWick
- 88 Wyndham Grand Chicago Riverfront

Shuttle Bus Route & Boarding Location Information

Map #	Hotel	Route #	Boarding Point at Hotel	Boarding Gate at McCormick Place
1	Palmer House Hilton Hotel 17 E. Monroe Street (312) 726-7500	1	Wabash Ave. Entrance	L-31, S-3
2	AC Hotel Chicago Downtown 630 N. Rush Street (312) 981-6600	3	NW Corner of Grand Ave. & Rush St.	L-32, S-2
3	Acme Hotel Company Chicago 15 E. Ohio Street (312) 894-0900	3	At Hilton Garden Inn, Front Entrance	L-32, S-2
4	Alise Chicago 1 W. Washington Street (312) 940-7997	1	At Palmer House Hilton Hotel, Wabash Ave. Entrance	L-31, S-3
5	Allegro Chicago, A Kimpton Hotel 171 W. Randolph Street (312) 236-0123	6	Front Entrance Across Randolph St.	N-21
6	Allerton, A Warwick Hotel 701 N. Michigan Avenue (312) 440-1500	4	Front Entrance	L-33, S-2
7	ALOFT Chicago City Center 515 N. Clark Street (312) 661-1000	3	SE Corner of Illinois St. & State St.	L-32, S-2
8	Best Western Grant Park Hotel 1100 S. Michigan Avenue (312) 922-2900	1	At Hilton Chicago, 8th St. Entrance	L-31, S-3
9	Best Western River North Hotel 125 W. Ohio Street (312) 467-0800	6	Ohio St. Entrance	N-21
10	The Blackstone 636 S. Michigan Avenue (312) 447-0955	1	At Hilton Chicago, 8th St. Entrance	L-31, S-3
11	Cambria Chicago Magnificent Mile 166 E. Superior Street (312) 787-6000	4	At Allerton, A Warwick Hotel, Front Entrance	L-33, S-2
12	Chicago Athletic Association Hotel 12 S. Michigan Avenue (312) 940-3552	1	At Palmer House Hilton Hotel, Wabash Ave. Entrance	L-31, S-3
13	Congress Plaza Hotel 520 S. Michigan Avenue (312) 427-3800	1	Front Entrance	L-31, S-3
14	Courtyard Chicago Downtown Magnificent Mile 165 E. Ontario Street (312) 573-0800	5	At Inn of Chicago, St. Clair St. Entrance	L-34, S-1

McCormick Gates: L= Lakeside Center East, S=South Building, N=North Building

Shuttle Bus Route & Boarding Location Information

Map #	Hotel	Route #	Boarding Point at Hotel	Boarding Gate at McCormick Place
15	Courtyard Chicago Downtown River North 30 E. Hubbard Street (312) 329-2500	3	SE Corner of Illinois St. & State St.	L-32, S-2
16	Dana Hotel and Spa 660 N. State Street (888) 301-3262	7	Front Entrance	N-20
17	Doubletree Hotel Chicago Magnificent Mile 300 E. Ohio Street (312) 787-6100	5	Fairbanks Ct. Entrance	L-34, S-1
18	Drake Hotel 140 E. Walton Place (312) 787-2200	4	At Westin Michigan Avenue Hotel, Front Entrance Across Delaware Pl.	L-33, S-2
19	Embassy Suites Chicago Downtown/Magnificent Mile 511 N. Columbus Drive (312) 836-5900	5	At Sheraton Grand Chicago, Front Entrance Across N. Water St.	L-34, S-1
20	Embassy Suites Hotel – Chicago Downtown 600 N. State Street (312) 943-3800	3	At Hilton Garden Inn, Front Entrance	L-32, S-2
21	Fairfield Inn & Suites 216 E. Ontario Street (312) 787-3777	5	Front Entrance	L-34, S-1
22	Fairfield Inn & Suites River North 60 W. Illinois Street (312) 836-1700	3	SE Corner of Illinois St. & State St.	L-32, S-2
23	Fairmont Hotel Chicago 200 N. Columbus Drive (312) 565-8000	2	Curbside on Columbus Dr.	L-32, S-3
24	Four Seasons Hotel 120 E. Delaware Place (312) 280-8800	4	At Westin Michigan Avenue Hotel, Front Entrance Across Delaware Pl.	L-33, S-2
25	Freehand Chicago 19 E. Ohio Street (312) 940-3699	3	At Hilton Garden Inn, Front Entrance	L-32, S-2
26	The Gray, A Kimpton Hotel 122 W. Monroe Street (312) 750-9012	8	At W Chicago City Center Hotel, Front Entrance	N-20
27	The Gwen, a Luxury Collection Hotel, Chicago 521 N. Rush Street (312) 645-1500	3	NW Corner of Grand Ave. & Rush St.	L-32, S-2

Shuttle Bus Route & Boarding Location Information

Map #	Hotel	Route #	Boarding Point at Hotel	Boarding Gate at McCormick Place
28	Hampton Inn & Suites 33 W. Illinois Street (312) 832-0330	3	SE Corner of Illinois St. & State St.	L-32, S-2
29	Hampton Inn Chicago Downtown Magnificent Mile 160 E. Huron Street (312) 706-0888	4	At Allerton, A Warwick Hotel, Front Entrance	L-33, S-2
30	Hampton Majestic 22 W. Monroe Street (312) 332-5052	1	At Palmer House Hilton Hotel, Wabash Ave. Entrance	L-31, S-3
31	Hard Rock Hotel Chicago 230 N. Michigan Avenue (312) 345-1000	2	At Wyndham Grand Chicago Riverfront, Front Entrance	L-32, S-3
32	Hilton Chicago 720 S. Michigan Avenue (312) 922-4400	1	8th St. Entrance	L-31, S-3
33	Hilton Garden Inn Magnificent Mile 10 E. Grand Avenue (312) 595-0000	3	Front Entrance	L-32, S-2
34	Hilton Suites 198 E. Delaware Place (312) 664-1100	4	At Westin Michigan Avenue Hotel, Front Entrance Across Delaware Pl.	L-33, S-2
35	Holiday Inn & Suites 506 W. Harrison Street (312) 957-9100	8	SW Corner of Harrison St. & Canal St.	N-20
36	Holiday Inn Mart Plaza 350 W. Mart Center Drive (312) 836-5000	6	Curbside on Orleans St., Mart Side	N-21
37	Homewood Suites By Hilton 40 E. Grand Avenue (312) 644-2222	3	NW Corner of Grand Ave. & Rush St.	L-32, S-2
38	Homewood Suites Chicago Downtown Magnificent Mile 152 E. Huron Street (312) 585-9333	4	At Allerton, A Warwick Hotel, Front Entrance	L-33, S-2
39	Hostelling International - Chicago 24 E. Congress Parkway (312) 360-0300	1	At Congress Plaza Hotel, Front Entrance	L-31, S-3
40	Hotel Cass - A Holiday Inn Express 640 N. Wabash Avenue (312) 787-4030	3	At Hilton Garden Inn, Front Entrance	L-32, S-2

McCormick Gates: L= Lakeside Center East, S=South Building, N=North Building

Shuttle Bus Route & Boarding Location Information

Map #	Hotel	Route #	Boarding Point at Hotel	Boarding Gate at McCormick Place
41	Hotel Chicago Downtown 333 N. Dearborn Street (312) 245-0333	6	At Westin River North Chicago Hotel, Clark St. Driveway Across Clark St.	N-21
42	Hotel Felix 111 W. Huron Street (312) 447-3440	7	At Dana Hotel and Spa, Front Entrance	N-20
43	Hotel Indigo Chicago Gold Coast 1244 N. Dearborn Parkway (312) 787-4980	7	SW Corner of Goethe St. & State St.	N-20
44	Hyatt Centric Chicago Magnificent Mile 633 N. St. Clair Street (312) 787-1234	5	At Fairfield Inn & Suites, Front Entrance	L-34, S-1
45	Hyatt Place Chicago River North 66 W. Illinois Street (312) 755-1600	3	SE Corner of Illinois St. & State St.	L-32, S-2
46	Hyatt Regency Chicago Hotel 151 E. Wacker Drive (312) 565-1234	2	Curbside on Wacker Dr., East Tower Entrance	L-32, S-3
47	Hyatt Regency McCormick Place Hotel 2233 S. King Drive (312) 567-1234	N/A	Walking Distance to McCormick Place	N/A
48	Inn of Chicago 162 E. Ohio Street (312) 787-3100	5	St. Clair St. Entrance	L-34, S-1
49	InterContinental Hotel Chicago 505 N. Michigan Avenue (312) 944-4100	3	Illinois St. Entrance	L-32, S-2
50	James Hotel 55 E. Ontario Street (312) 337-1000	3	NW Corner of Grand Ave. & Rush St.	L-32, S-2
51	JW Marriott 151 W. Adams Street (312) 660-8200	8	At W Chicago City Center Hotel, Front Entrance	N-20
52	Kinzie Hotel Chicago 20 W. Kinzie Street (312) 395-9000	3	SE Corner of Illinois St. & State St.	L-32, S-2
53	The Langham, Chicago 330 N. Wabash Avenue (312) 923-9988	2	At Wyndham Grand Chicago Riverfront, Front Entrance	L-32, S-3

Shuttle Bus Route & Boarding Location Information

Map #	Hotel	Route #	Boarding Point at Hotel	Boarding Gate at McCormick Place
54	Loews Hotel Chicago 455 N. Park Drive (312) 840-6600	5	At Sheraton Grand Chicago, Front Entrance Across N. Water St.	L-34, S-1
55	Marriott Downtown Magnificent Mile 540 N. Michigan Avenue (312) 836-0100	3	NW Corner of Grand Ave. & Rush St.	L-32, S-2
56	Marriott Marquis Chicago 2121 S. Prairie Ave. (312) 824-0500	N/A	Walking Distance to McCormick Place	N/A
57	Millennium Knickerbocker Hotel 163 E. Walton Place (312) 751-8100	4	At Westin Michigan Avenue Hotel, Front Entrance Across Delaware Pl.	L-33, S-2
58	Monaco Chicago, A Kimpton Hotel 225 N. Wabash Avenue (312) 960-8500	2	At Wyndham Grand Chicago Riverfront, Front Entrance	L-32, S-3
59	Omni Chicago Hotel 676 N. Michigan Avenue (312) 944-6664	4	At Allerton, A Warwick Hotel, Front Entrance	L-33, S-2
60	Palomar Chicago, A Kimpton Hotel 505 N. State Street (312) 755-9703	3	SE Corner of Illinois St. & State St.	L-32, S-2
61	Park Hyatt Hotel 800 N. Michigan Avenue (312) 335-1234	4	At Westin Michigan Avenue Hotel, Front Entrance Across Delaware Pl.	L-33, S-2
62	Peninsula Hotel 108 E. Superior Street (312) 337-2888	4	At Allerton, A Warwick Hotel, Front Entrance	L-33, S-2
63	Radisson Blu Aqua Hotel Chicago 221 N. Columbus Drive (312) 565-5258	2	At Fairmont Hotel Chicago, Curbside on Columbus Dr.	L-32, S-3
64	Raffaello Hotel 201 E. Delaware Place (312) 943-5000	4	At Westin Michigan Avenue Hotel, Front Entrance Across Delaware Pl.	L-33, S-2
65	Renaissance Chicago Hotel 1 W. Wacker Drive (312) 372-7200	2	Curbside on Wacker Dr.	L-32, S-3

McCormick Gates: L= Lakeside Center East, S=South Building, N=North Building

Shuttle Bus Route & Boarding Location Information

Map #	Hotel	Route #	Boarding Point at Hotel	Boarding Gate at McCormick Place
66	Residence Inn by Marriott Magnificent Mile 201 E. Walton Place (312) 943-9800	4	At Westin Michigan Avenue Hotel, Front Entrance Across Delaware Pl.	L-33, S-2
67	Residence Inn Chicago Downtown Loop 11 S. LaSalle Street (312) 223-8500	8	At W Chicago City Center Hotel, Front Entrance	N-20
68	Residence Inn Chicago Downtown River North 410 N. Dearborn Street (312) 494-9301	6	At Westin River North Chicago Hotel, Clark St. Driveway Across Clark St.	N-21
69	Ritz-Carlton Chicago Hotel 160 E. Pearson Street (312) 266-1000	4	At Westin Michigan Avenue Hotel, Front Entrance Across Delaware Pl.	L-33, S-2
70	Sheraton Grand Chicago 301 E. North Water Street (312) 464-1000	5	Front Entrance Across North Water St.	L-34, S-1
71	Silversmith Hotel 10 S. Wabash Avenue (312) 372-7696	1	At Palmer House Hilton Hotel, Wabash Ave. Entrance	L-31, S-3
72	Sofitel Chicago Water Tower Hotel 20 E. Chestnut Street (312) 324-4000	7	Curbside on State St. at Chestnut St., Heading South	N-20
73	Springhill Suites Chicago Downtown River North 410 N. Dearborn Street (312) 644-4071	6	At Westin River North Chicago Hotel, Clark St. Driveway Across Clark St.	N-21
74	Swissôtel Chicago 323 E. Wacker Drive (312) 565-0565	2	At Hyatt Regency Chicago Hotel, Curbside on Wacker Dr., East Tower Entrance	L-32, S-3
75	Talbot Hotel 20 E. Delaware Place (312) 944-4970	7	Curbside on State St. at Chestnut St., Heading South	N-20
76	Thompson Chicago 21 E. Bellevue Street (312) 266-2100	7	Curbside on State St. at Bellevue Pl., Heading South	N-20
77	Tremont Hotel 100 E. Chestnut Street (312) 751-1900	7	Curbside on State St. at Chestnut St., Heading South	N-20
78	Trump International Hotel and Tower 401 N. Wabash Avenue (312) 924-7600	2	At Wyndham Grand Chicago Riverfront, Front Entrance	L-32, S-3

Shuttle Bus Route & Boarding Location Information

Map #	Hotel	Route #	Boarding Point at Hotel	Boarding Gate at McCormick Place
79	Union League Club 65 W. Jackson Boulevard (312) 427-7800	1	At Palmer House Hilton Hotel, Wabash Ave. Entrance	L-31, S-3
80	Virgin Hotels Chicago 203 N. Wabash Avenue (312) 940-4400	2	At Wyndham Grand Chicago Riverfront, Front Entrance	L-32, S-3
81	W Chicago City Center Hotel 172 W. Adams Street (312) 332-1200	8	Front Entrance	N-20
82	W Lake Shore Drive Hotel 644 N. Lake Shore Drive (312) 943-9200	4	Front Entrance, Curbside on Lakeshore Dr.	L-33, S-2
83	Waldorf Astoria Chicago 11 E. Walton Street (312) 646-1300	7	Curbside on State St. at Chestnut St., Heading South	N-20
84	Westin Michigan Avenue Hotel 909 N. Michigan Avenue (312) 943-7200	4	Front Entrance Across Delaware Pl.	L-33, S-2
85	Westin River North Chicago Hotel 320 N. Dearborn Street (312) 744-1900	6	Clark St. Driveway Across Clark St.	N-21
86	Whitehall Hotel 105 E. Delaware Place (312) 944-6300	4	At Westin Michigan Avenue Hotel, Front Entrance Across Delaware Pl.	L-33, S-2
87	theWit Chicago 201 N. State Street (312) 467-0200	2	At Renaissance Chicago Hotel, Curbside on Wacker Dr.	L-32, S-3
88	Wyndham Grand Chicago Riverfront 71 E. Wacker Drive (312) 346-7100	2	Front Entrance	L-32, S-3

McCormick Gates: L= Lakeside Center East, S=South Building, N=North Building


Metra Electric Train System

Ride the Metra electric trains for free at downtown Chicago stations. Pick up your free Metra ticket at any Registration, Information or Metra Information Desk. Stations are located within walking distance of many hotels; trains run from downtown stations (Millennium Station, Van Buren/Jackson Street and Roosevelt Road) to the McCormick Place Station in only seven minutes.

Station Information

The McCormick Place station is underground and accessible from the west side of the Grand Concourse—Level 2.5. Look for the Metra Information Desk near the entrance. Millennium Station is below ground on Michigan Avenue between South Water and Randolph Streets. Street level access is on Michigan Avenue at the southwest corner at Randolph Street. You may also access Metra trains through the Prudential Building on Randolph Street.

The Van Buren/Jackson Street station is below ground on Michigan Avenue between Jackson and Van Buren Streets. Street access is on Michigan Avenue at the northeast, northwest and southwest corners at Van Buren Street.

Trains begin operation before 6 AM and run past midnight. The schedules on pages 22 and 23 reflect peak travel times. See Metra icons () on map at right for station locations; visit metrarail.com for complete train timetables.

Metra Map



-  Palmer House Hilton Hotel
-  Alise Chicago
-  Best Western Grant Park Hotel
-  The Blackstone
-  Chicago Athletic Association Hotel
-  Congress Plaza Hotel
-  Fairmont Hotel Chicago
-  Hampton Majestic
-  Hard Rock Hotel Chicago
-  Hilton Chicago
-  Hostelling International - Chicago
-  Hotel Chicago Downtown
-  Hyatt Regency Chicago Hotel
-  The Langham, Chicago
-  Monaco Chicago, A Kimpton Hotel
-  Radisson Blu Aqua Hotel
-  Renaissance Chicago Hotel
-  Sheraton Grand Chicago
-  Silversmith Hotel
-  Swissôtel Chicago
-  Trump International Hotel and Tower
-  Union League Club
-  Virgin Hotels Chicago
-  Westin River North Chicago Hotel
-  theWit Chicago, A Doubletree by Hilton
-  Wyndham Grand Chicago Riverfront

Metra Electric Train Schedule

TO McCormick Place (Departing from Millennium Station)

Weekdays	Saturday	Sunday
6:28 AM	6:10 AM	6:10 AM
6:38 AM	6:40 AM	6:40 AM
6:50 AM	7:10 AM	8:10 AM
7:15 AM	7:40 AM	8:40 AM
7:45 AM*	8:10 AM	10:10 AM
7:50 AM	8:40 AM	10:40 AM
8:20 AM	9:10 AM	12:10 PM
8:40 AM	9:40 AM	12:40 PM
9:00 AM	10:10 AM	
9:20 AM*	10:40 AM	
9:40 AM	11:00 AM	
10:00 AM	11:40 AM	
10:20 AM*	12:10 PM	
10:40 AM		
11:00 AM		
11:20 AM*		
11:40 AM		
12:00 PM		
12:40 PM		

*Added service for RSNA

FROM McCormick Place

Weekdays	Saturday	Sunday
12:00 PM	12:07 PM	12:07 PM
12:20 PM	12:37 PM	12:37 PM
12:40 PM*	1:07 PM	2:07 PM
1:00 PM	1:32 PM*	2:37 PM
1:20 PM	1:47 PM	Approximately Every 15 Minutes From 3:00 PM – 7:30 PM
1:40 PM*	2:07 PM	
2:00 PM	2:37 PM	
2:20 PM	3:07 PM	
2:40 PM*	3:32 PM*	8:07 PM
3:00 PM	3:47 PM	
3:20 PM	4:07 PM	
3:40 PM*	4:37 PM	
4:00 PM	5:07 PM	
4:20 PM	5:37 PM	
4:40 PM*	6:07 PM	
5:00 PM	6:37 PM	
5:20 PM	7:07 PM	
5:30 PM*	7:37 PM	
5:40 PM*	8:07 PM	
5:50 PM	8:37 PM	
6:20 PM		
6:25 PM		
6:40 PM		
6:50 PM		
7:20 PM		
7:50 PM		
8:38 PM		

McCormick Place Parking Garages

McCormick Place parking garages do not offer in-and-out privileges. Fees may be paid with VISA, MasterCard or American Express credit cards.

For parking at the North and South Buildings, use Lot A, also known as Martin Luther King Self Park/MLK, located at 2301 S. Prairie Ave. Lot A is automated and open 24/7. The parking rate is \$23 for up to 16 hours. After 16 hours, the price is \$36/day. Overnight parking is available in Lot A.

For parking at the Lakeside Center East, use Lot C, also known as Lakeside Garage, located on Fort Dearborn Dr. Lot C is open for entry 5 AM to 7 PM. The parking rate is \$23/day. Overnight parking is not available in Lot C.





McCormick Place Campus Hours

RSNA CONNECTIONS CENTER

Saturday.....	11:30 AM – 5:30 PM
Sunday – Thursday.....	7:30 AM – 6:00 PM
Friday.....	7:30 AM – 3:30 PM

LEARNING CENTER – LAKESIDE CENTER EAST - LEVEL 3

Sunday.....	8:00 AM – 7:30 PM
Monday – Thursday.....	7:00 AM – 7:30 PM
Friday.....	7:00 AM – 12:30 PM

TECHNICAL EXHIBIT – SOUTH HALL A & NORTH HALL B

Sunday – Wednesday.....	10:00 AM – 5:00 PM
Thursday.....	10:00 AM – 2:00 PM

LAKESIDE CENTER EAST

Level 2

Airport Transportation, Gate 37
Arie Crown Theater
Attendee Meetings Materials Pick-up
Business Center
Charging Station
Coat and Luggage Check
Internet Station
Meeting Rooms, E250–E272
Networking Lounge
Registration
Shuttle Bus, Gates 31, 32, 33, 34
Speaker Ready Room, E257
Taxi, Gate 30

Level 3

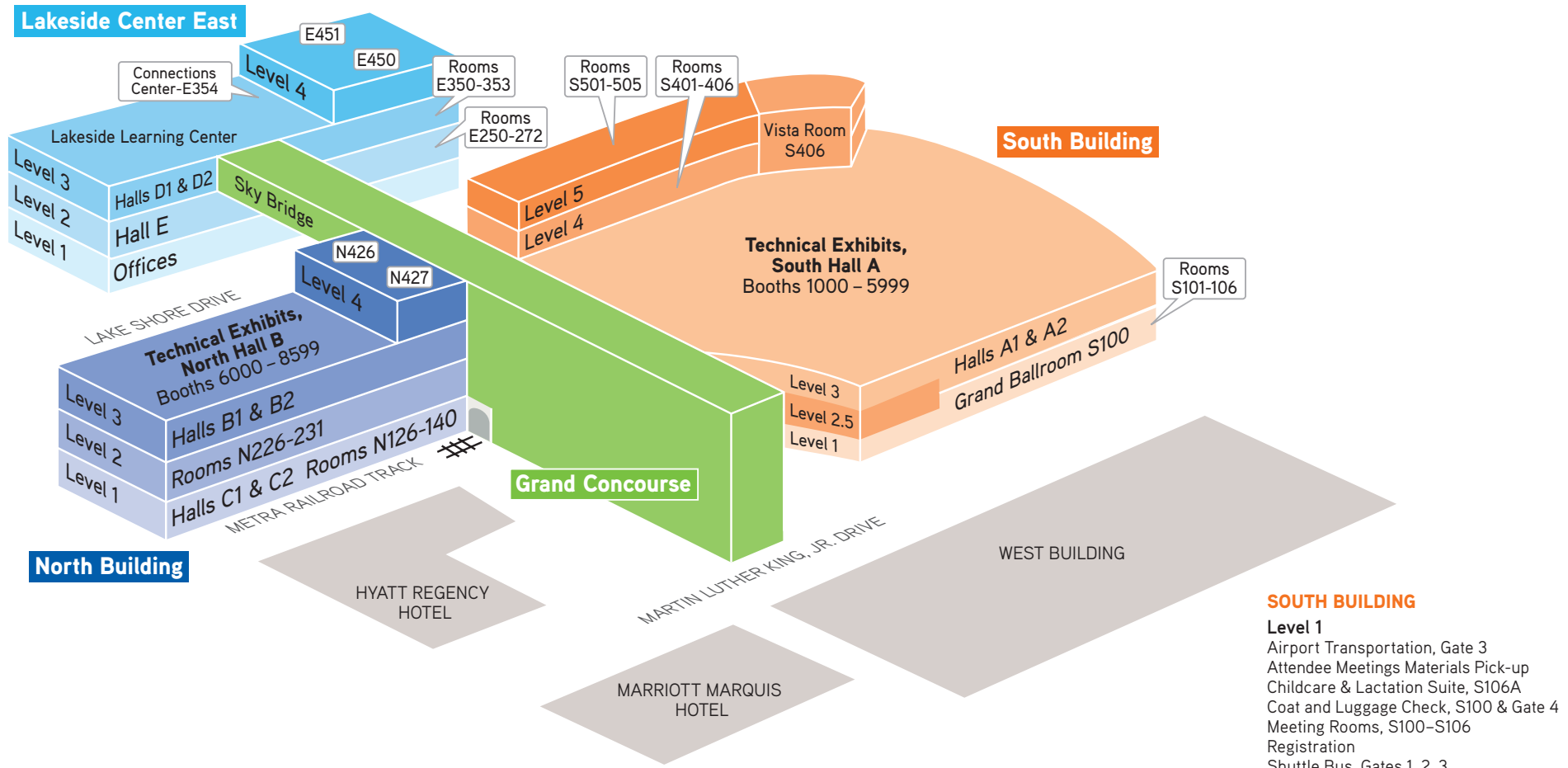
Meeting Rooms, E350–E353
RSNA Connections Center:
 Information Desk
 Digital Support
 Membership/Resources
 RSNA Shop
 Discovery Theater
 R&E Donor Suite
 Networking Lounges
Subspecialty Content Brochures

Level 3, Learning Center

3D Printing
Ask the Expert
Bistro RSNA
Cases of the Day
Charging Station
CME Learning Checkpoint
Digital Posters
Editorial Offices, *Radiology*
 and *RadioGraphics*
Education Exhibits
Internet Station
Machine Learning:
 RSNA Deep Learning Classroom
Medical Imaging Perception Research
Networking Lounge
Quantitative Imaging Reading Room (QIRR)
Quantitative Imaging Biomarkers Alliance (QIBA)
Residents Lounge
Virtual Reality

Level 4

Meeting Rooms, E450–E451



NORTH BUILDING

- Level 1**
 Meeting Rooms, N126-N140
 Prayer/Meditation Room, N130 and N131
 Shuttle Bus, Gates 20, 21
- Level 2**
 2018 Exhibitor Space Selection, N227A
 Attendee Meetings Materials Pick-Up
 Charging Station
 Meeting Rooms, N226-N230
 Networking Lounge
 Registration

- Level 3, Technical Exhibits, Hall B**
 Bistro RSNA
 First-Time Exhibitor Pavilion
 Lost & Found
 Machine Learning Showcase
 Start-Up Showcase
 Technical Exhibits (Booths 6000-8599)
- Level 4**
 RSNA Board of Directors Office, N427B
 Scientific Program/Refresher
 Course Committee Office, N426B
 Speaker Ready Room, N426A

GRAND CONCOURSE

- Level 1**
 Coat & Luggage Check
 Limousine Pick-up, Gate 27
 Special Event Buses, Gate 26
- Level 2.5**
 Business Center
 Charging Station
 First Aid
 Fun Run Desk
 Internet Station
 Metra
- Level 3**
 Charging Station
 Information Desk
 Internet Station
 Networking Lounge
 Professional Portrait Studio
 Restaurant and Bistro RSNA Reservations
 Subspecialty Content Brochures
 Tours & City Events

SOUTH BUILDING

- Level 1**
 Airport Transportation, Gate 3
 Attendee Meetings Materials Pick-up
 Childcare & Lactation Suite, S106A
 Coat and Luggage Check, S100 & Gate 4
 Meeting Rooms, S100-S106
 Registration
 Shuttle Bus, Gates 1, 2, 3
 Taxi, McCormick Square, Gate 4
- Level 3, Technical Exhibits, Hall A**
 Bistro RSNA
 Newsroom
 Publishers Row
 Technical Exhibits (Booths 1000-5999)
 Vendor Workshops
 (Booths 5621, 5627, 5634)
- Level 4**
 Charging Station
 Meeting Rooms, S401-S406
- Level 5**
 Meeting Rooms, S501-S505

RSNA Connections Center

Lakeside Center, Level 3 Ballroom

Make plans to visit the RSNA Connections Center (formerly the RSNA Services Area) in the Lakeside Ballroom during your RSNA 2017 stay. This area was redesigned with you in mind. Highlights include:

1 Information Desk*

Visit RSNA staff at the Information Desk for answers to all your questions about all things related to RSNA 2017.

2 Digital Support

Get one-on-one digital help with Meeting Central or the meeting app from RSNA tech experts. Visit the Digital Support team for assistance.

3 Membership & Resources

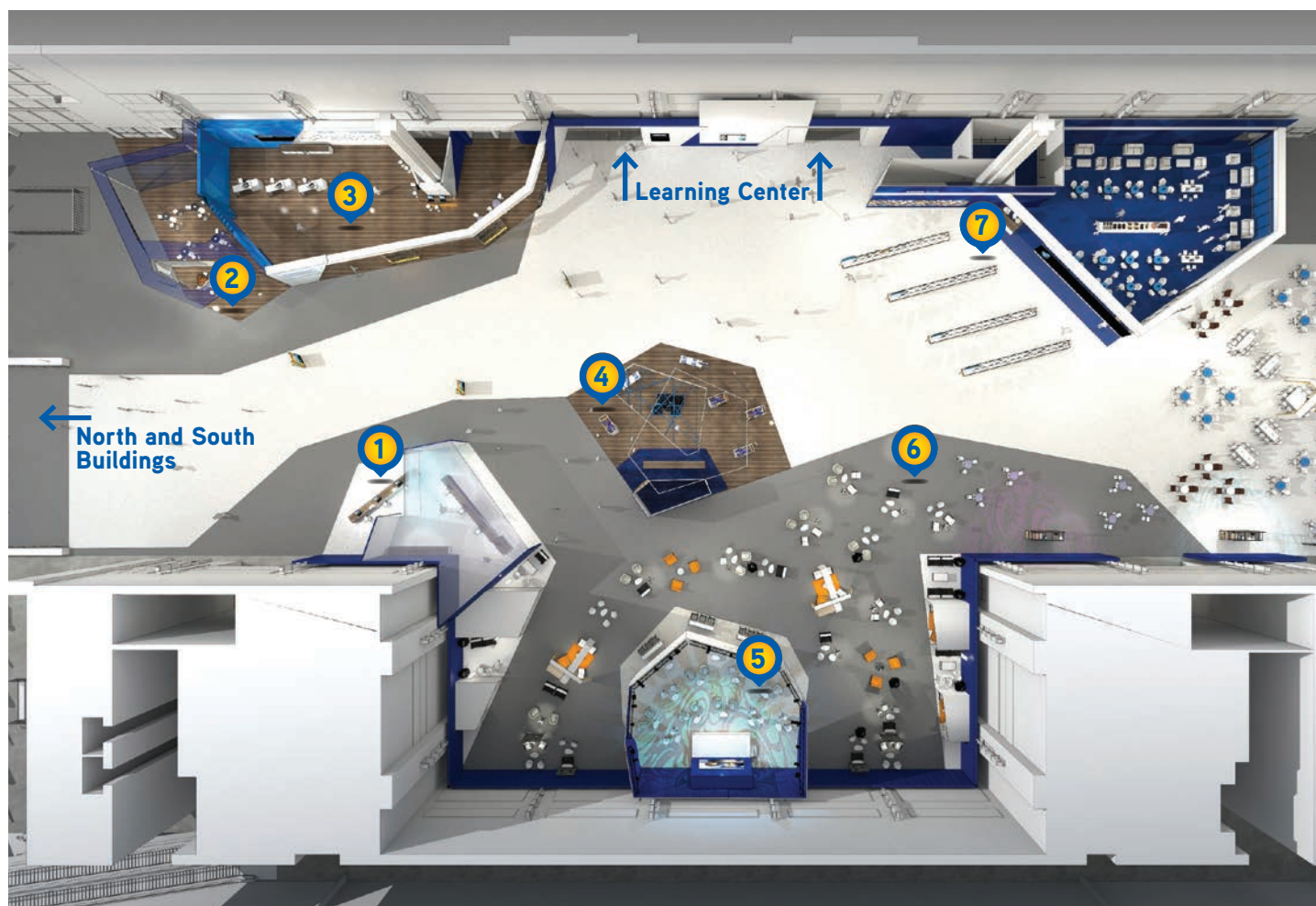
Get answers to your questions about membership, journal subscriptions, paying dues and making the most of your membership benefits. Staff will also be available to answer questions on many RSNA services such as international programs, Virtual Meeting, LMS, Career Connect and more.

New for 2017! Ribbons are now available for pick up at the self-service Ribbon Wall; see the Ribbon Pick Up entry on page 52 for additional details.

4 RSNA Shop

The RSNA Shop is your go-to resource for RSNA branded merchandise and apparel. Branded items this year include stylish cashmere scarves and pashminas, leather notebooks, adult coloring books, phone chargers, holiday ornaments, water bottles, stylus pens and more. Remember to get a plush stuffed animal for the kids!

** Also available in the Grand Concourse–Level 3 Lobby.*



5 Discovery Theater

Make plans to stop by the Discovery Theater all week long. Special musical performances will be offered daily, as well as discussions on RSNA programs.

6 Lounge Seating

Need space to relax and recharge? The Connections Center has more seating than ever before! Stop by to network, recharge your phone and enjoy beverage options including gourmet coffee, wine and beer for purchase!

7 R&E Donor Suite

Learn more about R&E activities including current grant and award recipients, as well as individual, private practice and corporate donors. Visit the Suite for access to computers, a coat room, comfortable furniture, and refreshments for those who've received a donor ribbon, as well as those who contribute at least \$300 onsite.



Discovery Theater Entertainment

Sunday, November 26

Austin Ellis (from The Voice) 12:00 PM – 1:00 PM
 Matt Peterson Piano 3:30 PM – 5:30 PM

Monday, November 27

Crescent Circus 12:00 PM – 1:00 PM
 Milwaukee Hot Club 2:00 PM – 4:30 PM

Tuesday, November 28

Laura Bretan 12:30 PM – 1:00 PM
 Illusionist David Renalli 1:30 PM – 2:30 PM
 Rio Bamba 3:30 PM – 5:30 PM

Wednesday, November 29

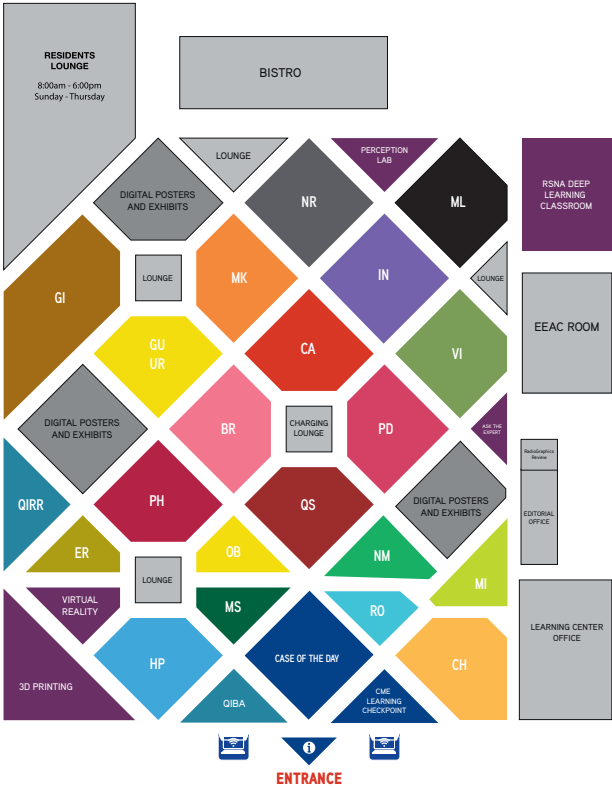
Chicago Kingsnakes 12:00 PM – 1:00 PM
 The Martin Metzger Flamenco Ensemble . . 2:00 PM – 3:30 PM


























Thursday, November 30

Doc Mintz's Vat of Chocolate 12:00 PM – 1:00 PM
 Callaloo 3:00 PM – 4:00 PM

Learning Center

Lakeside Center East–Level 3



	Breast	BR
	Cardiac	CA
	Chest	CH
	Education (Case of the Day/CME Learning Checkpoint)	ED
	Emergency	ER
	Gastrointestinal	GI
	Genitourinary & Uroradiology	GU, UR
	Health Services, Policy, Practice & Research	HP
	Informatics	IN
	Machine Learning	ML
	Molecular Imaging	MI
	Multisystem & Special Interest	MS
	Musculoskeletal	MK
	Neuroradiology/Head & Neck	NR
	Nuclear Medicine	NM
	Obstetrics & Gynecology	OB
	Pediatrics	PD
	Physics	PH
	Quality Storyboards	QS
	Quantitative Imaging Biomakers Alliance (QIBA)	Q
	Quantitative Imaging Reading Room (QIRR)	Q
	Radiation Oncology & Radiobiology	RO
	Vascular & Interventional	VI
	Demonstration Exhibits: <i>3D Printing, Ask the Expert, Perception Lab, RSNA Deep Learning Classroom, Virtual Reality</i>	
	Digital Posters and Exhibits	



Your Mobile Meeting

- Meeting Program
- Agenda Planner
- Peer Finder
- Exhibitor List
- McCormick Place Maps

App provided by:

SIEMENS
Healthineers

Download the RSNA 2017 app



iPhone and iPad



Android Smartphone

MTG901 KE

Meeting Information

The RSNA Scientific Assembly and Annual Meeting is the official meeting of the Radiological Society of North America. RSNA is a registered trademark of the Radiological Society of North America.

RSNA 2017 Meeting Program Available Through:



**RSNA 2017
Mobile App**
(iOS/Android)



**RSNA 2017
Website**
Meeting.RSNA.org



Program In Brief
(Located at the
Meeting Material
pick-up stations)

3D Printing

3D printing is transforming the way healthcare is delivered. Learn more about this emerging technology and its implications for medical imaging by attending an introduction to 3D printing on Sunday, November 26, or one of many subspecialty-targeted sessions throughout the week. Also visit the Learning Center in Hall D for poster presentations and a 3D printing demonstration area. RSNA members may also join the 3D Special Interest Group (SIG) at the Membership & Resources booth in the Connections Center in Lakeside Center East-Level 3. For additional 3D printing content, search "3D Printing" on Meeting Central.

5k Fun Run

Tuesday, November 28, 6:30 AM
 Arvey Field, South Grant Park, Chicago



To register and pick up your t-shirt, visit the Fun Run desk in Grand Concourse—Level 2.5

Sunday–Monday 7:30 AM – 5:00 PM

Enjoy a 5k event with your colleagues along beautiful Lake Michigan and help fuel radiologic research. Sign up as a runner or walker for \$40; your sign-up donation will benefit the RSNA R&E Foundation and is fully tax deductible.

Results will be posted on RSNA.org/Fun-Run on the afternoon of Tuesday, November 28.

Sponsored by:



KONICA MINOLTA



Academy for Radiology & Biomedical Imaging Research

Technical Exhibits, North Hall B, Booth 7608

Accreditation and Designation Statements

The Radiological Society of North America (RSNA®) is accredited by the Accreditation Council for Continuing Medical Education (ACCME) to provide continuing medical education for physicians.

The RSNA designates this live activity for a maximum of 98.50 *AMA PRA Category 1 Credits™*. Physicians should claim only the credit commensurate with the extent of their participation in the activity.

International attendees

CME credits may be transferable. See below for details.

- **Australia and New Zealand:** RSNA is an authorized CPD provider
- **Canada:** *AMA PRA Category 1 Credits™* can be converted to Royal College MOC credits
- **Mexico:** All *AMA PRA Category 1 Credits™* are transferable.

Europe

Due to an agreement of mutual recognition, the UEMS-European Accreditation Council will convert *AMA PRA Category 1 Credits™* to EACCME European CME Credits (ECMECs). For more information, contact the European Union of Medical Specialists (UEMS) at info@uems.net or visit UEMS.net or EACCME.eu.

Worldwide

CME claimed at RSNA 2017 may be transferable. Contact the CME governing body in your home country for details.

The Commission on Accreditation of Medical Physics Education Programs (CAMPEP) has approved the direct transfer of *AMA PRA Category 1 Credits™* to MPCEC on a credit-for-credit basis for medical physicists.

RSNA is an ARRT®-approved Recognized Continuing Education Evaluation Mechanism Plus (RCEEM+) and will provide Category A+/A continuing education credits for technologists and radiologist assistants.

American Association of Physicists in Medicine (AAPM)

Technical Exhibits, South Hall A, Booth 1109

American Board of Radiology (ABR)

Technical Exhibits, North Hall B, Booth 7609

ABR representatives will be available throughout the week to respond to questions about the initial certification and MOC programs.

ATMs

Cash machines are available in the following locations:

- Lakeside Center East–Level 2, near the Arie Crown Box Office
- North Building–Level 2, near McDonald’s
- South Building–Level 2.5, in the Convenience Center
- West Building–Level 1, near the Transportation Center

All cash machines accept American Express, VISA, MasterCard, Cirrus and Plus.

Attendee Meeting Materials Pick-up Stations

Attendees may pick up a complimentary copy of the RSNA 2017 Program In Brief (a printed, condensed version of the complete program) and the official meeting bag near the registration locations.

Badge Information

For the safety and security of all RSNA attendees:

- Badge is non-transferrable and must be worn at all times while at McCormick Place.
- Misuse or misrepresentation of badge is strictly prohibited.
- Government issued ID may be requested to verify identity.
- All bags, packages and luggage are subject to random search by RSNA security officials.
- Do not leave personal items unattended.
- Dial 1-312-791-6060 or 6060 from any house phone for all emergencies.

Your badge serves as a virtual business card and is encoded with the demographic information you provided during registration. With your permission, exhibitors may scan your badge to access this information.

Your badge is also equipped with beacon technology that eliminates the need to verify your attendance, simplifies the CME process and syncs with Meeting Central for an enhanced meeting experience. To opt out of this technology, please visit any registration location.

Badges are color coded:

Blue (Members)	Member, Member-in-Training, Student Member, AAPM Member

Red (Non-Members)	Physician, Resident/Trainee, Student, Invited Guest, Physicist, Radiology Support Personnel, Hospital/Facility Executive, Commercial R&D Personnel, Industry Personnel, Healthcare Consultant, Technical Exhibits Only

Brown	Exhibitor, Distributor

White	Family Member, Guest, Press

Badge icons:



Business Centers

Operated by FedEx Office

1-312-949-2100

South Building–Level 2.5

Lakeside Center East–Level 2 near Gate 31

HOURS OF OPERATION

Saturday–Wednesday 8:00 AM – 5:00 PM

Thursday 8:00 AM – 6:00 PM

(South Building will be open until 7:00 PM.)

Friday 8:30 AM – 5:00 PM

(Lakeside Center East will close at 3:30 PM.)

Cases of the Day

Cases of the Day are presented electronically in the Learning Center and accessible via the Virtual Meeting.

Each day, Sunday through Thursday, a new case in each of 15 categories will be displayed. Attendees may submit a diagnosis for each case at nearby Internet Stations, on the electronic presentation system or via any web browser at *Meeting.RSNA.org*. For each correct diagnosis submitted, attendees will receive 0.50 *AMA PRA Category 1 Credit™*.

Charging Stations

Personal device charging stations are available in the following locations:

- North Building–Level 2, Lobby
- Grand Concourse–Level 3, Lobby
- South Building–Level 2.5
- South Building–Level 4
- Lakeside Center East–Level 2, Lobby
- Lakeside Center East–Level 3, Learning Center
- Lakeside Center East–Level 3, Connections Center

Childcare—Camp RSNA

South Building—Level 1, Room S106A

1-312-791-6604

Sunday–Thursday

*NOTE: Nursing Room/Lactation Suite for mothers is available.***Coat and Luggage Check (Complimentary)**

South Building—Level 1, Room S100C

Green claim checks

South Building—Level 1, Gate 4

Red claim checks

Grand Concourse—Level 1, Gates 26/27

Blue claim checks

Lakeside Center East—Level 2 Lobby

Yellow claim checks

HOURS OF OPERATION

Saturday 11:00 AM – 5:45 PM

(Lakeside Center East & Gates 26/27 only)

Sunday–Thursday 6:45 AM – 6:45 PM

(Lakeside Center East will remain open until 7:45 PM.)

Friday 6:45 AM – 3:30 PM

(Lakeside Center East only)

For identification, leave a business card in a pocket of checked items. Items left after coat check hours may be claimed at McCormick Place Security.

Connections Center**Connections Center, Lakeside Center East—Level 3**

The RSNA Connections Center is home to the R&E Donor Suite, Discovery Theater, RSNA Shop, Membership & Resources and Digital Support as well as an Information Desk and expanded lounge seating. See the map on pages 28 and 29 for details.

Continuing Education (CE) Documentation (ARRT)

New for 2017! In order to record and obtain Category A+/A continuing education (CE) credits, all ARRT-registered radiologic technologists and radiologist assistants must follow ARRT guidelines. Failure to do so will result in no credits being awarded.

- ARRT requires that all registrants seeking Category A+/A credit must be present and attentive for 50 minutes of every scheduled hour of a live CE activity. If you arrive late, leave early or slip out of the meeting room for a break, that time is deducted from your attendance.
- The beacon technology on your badge tracks your attendance in all educational sessions; pink cards will no longer be used. Please wear your badge at all times and stay for the entire session.
- Attendees who opt out of the beacon technology on their meeting badges will not obtain credit.
- In addition to ARRT requirements, you must evaluate your RSNA 2017 courses online at *Meeting.RSNA.org*.
- RSNA will email certificates in mid-December to ARRT-registered radiologic technologists and radiologist assistants who followed these ARRT guidelines.

Staff will be on hand at the Learning Center Information Desk to assist with any questions.

Continuing Medical Education (CME) Documentation

Claiming Credit at RSNA 2017

In order to record and obtain *AMA PRA Category 1 Credit™*, you must evaluate your RSNA 2017 courses and sessions and claim your credits online using your own laptop or mobile device or any Internet Station within McCormick Place. As early as 10 minutes after your course begins, the evaluation interface allows you to claim your credits onsite and walk away with a printed certificate in hand. You'll also receive a link via email to print your certificate at home, and credits earned by RSNA members will be automatically added to the member's RSNA CME Repository. **After the meeting, you may evaluate courses and claim credit through Friday, December 8.** Staff will be on hand in Digital Support and the Learning Center Information Desk to assist you with the process; visit *Meeting.RSNA.org* for additional details.

Corporate Symposium

Please refer to each course description in the online program to determine if CME credit is offered for the session and, if so, how to claim credit. CME credit for Corporate Symposiums will be provided through a third party provider.

Course Admittance

Seating is available on a first-come, first-served basis; no physical tickets will be issued. Present your badge at the door for admittance.

Digital Support

Connections Center, Lakeside Center East–Level 3

Visit the Digital Support team to receive one-on-one digital help with Meeting Central, Virtual Meeting, My Agenda, Credit Eval, Diagnosis Live or the meeting app. Our friendly staff will also be able to assist you with any mobile connectivity issues, along with iOS or Android questions.

Discovery Theater

Connections Center, Lakeside Center East–Level 3

Throughout the week, the Discovery Theater will host daily performances, including appearances by Austin Ellis from “The Voice,” Laura Bretan from “America’s Got Talent” and Crescent Circus from “The Tonight Show” as well as discussions on RSNA programs. Visit *Meeting.RSNA.org* to view the entire schedule.

Fast 5

New for 2017! Taking place on Thursday, November 30, from 1:30 to 2 PM in the Arie Crown Theater, the Fast 5 Session is an engaging, fast-paced opportunity to share new ideas as five speakers each make a five-minute presentation accompanied by slides. Focusing on ways to invent, explore and transform radiology beyond the specialty’s clinical aspect, presentation topics will include referring clinician communication, educational tools, new technology and more.



First-Time Exhibitor Pavilion

Technical Exhibits, North Hall B, starting at Booth 6035

A showcase destination in the North Hall B, the First-Time Exhibitor Pavilion features new RSNA annual meeting exhibitors in a centralized location. Visit the Pavilion to learn what’s new in radiology from these innovative companies and seek out other first-time exhibitors as identified by the First-Time Exhibitor logo throughout the Exhibit Halls.



2018 Hotel Reservations

New for 2017! Registered attendees have an exclusive opportunity to reserve their hotel room for 2018. Take advantage of the best room selection in downtown Chicago plus early discount room rates. The earlier you book, the more you save! Visit a hotel reservation kiosk or internet station located throughout McCormick Place to secure your 2018 hotel reservation now. After January 14, 2018, reservations will open to everyone.

Image Wisely®

Take the annual pledge to Image Wisely®. Stop by any of the following booths to learn more, take the pledge and pick up your “I pledged to Image Wisely” ribbon:

- ACR Booth 3123–South Hall A
- ASRT Booth 1115F–South Hall A
- AAPM Booth 1109–South Hall A
- Membership and Resources, Connections Center, Lakeside Center East–Level 3

Information Desk

Visit RSNA staff for answers to your annual meeting questions.

Grand Concourse–Level 3, Lobby

1-312-791-6623

Connections Center, Lakeside Center East–Level 3

1-312-949-3203

HOURS OF OPERATION

Saturday 11:30 AM – 5:30 PM

Sunday–Thursday 7:30 AM – 6:00 PM

Friday 7:30 AM – 3:30 PM*

**Connections Center location only*

Internet Stations

Computers are available at Internet Stations throughout McCormick Place. Use these computers to access RSNA 2017 Meeting Central (*Meeting.RSNA.org*) for the most current meeting and exhibitor information.

Interpretation Services

The official language of the RSNA annual meeting is English; however, interpreters will be available to answer questions in Chinese, Dutch, French, German, Italian, Japanese, Polish and Spanish at the Information Desks. Visit any Information Desk for translation services.

Learning Center

Learning Center, Lakeside Center East–Level 3

Education Exhibits, Scientific Digital Posters, Quality Storyboards and Informatics

More than 2,000 science and education digital posters and education exhibits in backboard panel format are on display in the Learning Center along with Informatics presentations and Quality Storyboards that describe successful radiology quality initiatives. Authors will be present on assigned days to discuss their findings.

Science presentations and select Education Exhibits are available for *AMA PRA Category 1 Credit™* on Sunday from 12:30 to 1:30 PM and Monday through Thursday from 12:15 to 1:15 PM. Exhibits and science posters will be available at all times for self-study. Digital presentations are available for 24-hour viewing via the Virtual Meeting.

Lost & Found

RSNA Security Office, North Hall B–Level 3

1-312-808-2101

Lost items may be picked up at the RSNA Security Office located in the North Hall B–Level 3, Technical Exhibits floor. After the meeting, all unclaimed articles will be returned to the RSNA Staff Headquarters office. Please call 1-630-571-2670 or email *reginfo@rsna.org* after the meeting.

COLOMBIA

P R E S E N T S

Monday, November 27
10:30 AM – 12:00 PM | Room E353C

DIAGNOSTIC IMAGING IN TROPICAL AND INFECTIOUS DISEASES

SPECIAL RECOGNITION FOR COLOMBIAN ATTENDEES

Receive a special ribbon for your badge at these sessions with closing remarks by RSNA President Richard L. Ehman, MD.

FEATURED THROUGHOUT THE WEEK:

ASOCIACIÓN COLOMBIANA DE RADIOLOGÍA

Visit the Asociación Colombiana de Radiología (ACR) at booth #1018 to learn more about the radiology community in Colombia.

NAVIGATING RSNA 2017

Presented entirely in Spanish by a veteran attendee, learn tips and tricks for getting around the meeting and Chicago. Visit the Discovery Theater located in the Connections Center, Lakeside Center East - Level 3 on Sunday, November 26 from 1:10 – 1:40 PM.

ISRAEL

P R E S E N T S

Tuesday, November 28

10:30 AM–12:00 PM | Room E353C

RADIOLOGY IN ISRAEL: EXPERIENCE FROM THE LAND OF INNOVATION

SPECIAL RECOGNITION FOR ISRAELI ATTENDEES

Receive a special ribbon for your badge at these sessions with closing remarks by RSNA President Richard L. Ehman, MD.

FEATURED THROUGHOUT THE WEEK:

ISRAEL RADIOLOGICAL ASSOCIATION

Visit the Israel Radiological Association (ISRA) at booth #1019 to learn more about the radiology community in Israel.

ISRAELI EXHIBITORS

Visit the Israeli exhibitors throughout both the North and South Halls to experience the latest products and innovations in Israel.

Machine Learning at RSNA 2017

Machine Learning Showcase

Technical Exhibits, North Hall B, Booth 8149

Sponsored by:



Because machine learning has become an important topic in the radiology community, the new Machine Learning Showcase will serve as an opportunity for meeting attendees to not only learn more about this emerging area, but also network directly with companies on the forefront of this technology. What's more, the Machine Learning Theater will feature presentations in the Showcase from 11 AM to 2 PM, Sunday through Thursday. Presentation listings may be found in the online program.

Machine Learning Challenge

Challenge participants have built machine learning algorithms to accurately determine bone age from a data set of pediatric bone scans. The most successful entries will be acknowledged with posters describing their methodologies at the Machine Learning Theater on Monday, November 27 from 10 to 11 AM.

Machine Learning in the Learning Center

Learning Center, Lakeside Center East–Level 3

Machine Learning Classroom

In the Learning Center (Hall D), a four-day “RSNA Deep Learning Classroom,” presented by NVIDIA, DLI will give meeting attendees a hands-on opportunity to engage with machine learning tools, write algorithms and improve their understanding of machine learning technology. First come, first serve registration at the entrance.

Machine Learning Community

The Machine Learning Community will feature demonstrations, proffered posters and exhibits as well as invited storyboard presentations highlighting application of machine learning and artificial intelligence on medical imaging and the ways in which these emerging tools and methodologies may improve diagnostic care.

Maximizing your CME

Over the course of the meeting, RSNA 2017 offers physicians the ability to earn up to 98.50 *AMA PRA Category 1 Credits*[™]:

- Educational Courses and Science Sessions offer a total of 51.50 credits.
- Education Exhibit and Scientific Poster Discussions offer a total of 5 credits.
- Correctly diagnosing each of the unknown Cases of the Day offers 37.5 credits (15 per day at ½ credit each).
- Study a hard-copy exhibit and take a quiz in the new CME Learning Checkpoint and earn up to 4.50 credits.
- Adding the Virtual Meeting (*RSNA.org/Virtual*) to your registration allows you to access additional courses and Cases of the Day to earn credit online. Virtual on-demand CME will also be offered on select courses.
- Return to My Agenda to evaluate sessions and claim credit through the Credit Eval menu.

McCormick Place Campus Hours

RSNA CONNECTIONS CENTER – LAKESIDE CENTER EAST

Saturday	11:30 AM – 5:30 PM
Sunday–Thursday	7:30 AM – 6:00 PM
Friday	7:30 AM – 3:30 PM

LEARNING CENTER – LAKESIDE CENTER EAST

Sunday	8:00 AM – 7:30 PM
Monday–Thursday	7:00 AM – 7:30 PM
Friday	7:00 AM – 12:30 PM

TECHNICAL EXHIBIT – SOUTH HALL A & NORTH HALL B

Sunday–Wednesday	10:00 AM – 5:00 PM
Thursday	10:00 AM – 2:00 PM

Medical Image Perception Lab

Learning Center, Lakeside Center East–Level 3

Researchers supported by the National Cancer Institute (NCI) will be conducting studies on radiologic image perception at RSNA 2017 in the Learning Center, Lakeside Center East–Level 3. RSNA meeting attendees will be able to learn about this important area of research, and if they wish, participate in the studies as volunteers in this lab environment.

Meeting Announcements

The RSNA Online Events Calendar is available for non-profit associations and affiliates to post radiology-related events, course information and educational activities during the annual meeting. Attendees may use the computers in the Internet Stations to access the Calendar (www.RSNA.org/Calendar.aspx); printed or handwritten announcements will not be accepted. All submissions will be reviewed before posting; please allow 24 to 48 hours for approval.

Membership & Resources

Connections Center, Lakeside Center East–Level 3

Get answers to your questions about membership, journal subscriptions, paying dues and making the most of your membership benefits. Staff will also be available to answer questions on many RSNA services such as international programs, Virtual Meeting, Career Connect, LMS and more.

New for 2017! Ribbons are now available for pick up at the self-service Ribbon Wall; see the Ribbon Pick Up entry on page 52 for additional details.

Newsroom

Technical Exhibits, South Hall A (northwest corner)

1-312-791-6610

HOURS OF OPERATION

- Saturday 3:00 PM – 5:00 PM
- Sunday–Wednesday 8:00 AM – 5:00 PM
- Thursday 8:00 AM – 2:00 PM

All media representatives must register in the Newsroom to receive a press badge.

Nuclear Medicine/Molecular Imaging Campus

Nuclear Medicine/Molecular Imaging Campus South Building—Level 5, Rooms S504CD and S505AB

The Nuclear Medicine/Molecular Imaging campus will feature educational courses and scientific presentations to facilitate focused study during the week.

Discussions of scientific posters and education exhibits in the nuclear medicine/molecular imaging subspecialties will take place in the Learning Center.

Photography and Recording Guidelines

No photographs or recordings, please! Please be respectful to the presenter and the audience—no photographs or video recording in meeting rooms. Please silence your phones.

By registering for the annual meeting, you acknowledge the possibility of being photographed or filmed and give RSNA consent to use your image, which may be used for marketing or promotional purposes.

Prayer/Meditation Room

North Building—Level 1, N130 and N131

Sunday–Thursday 6:00 AM – 6:00 PM

Press Releases

Information about RSNA 2017 presented to the media will be featured in the Newsroom section of *RSNA.org/Annual-Meeting*.

Professional Portrait Studio

North Building Lobby—Level 3

Need a fresh new headshot for your CV, practice, or social media profile? Have one taken for free by a professional photographer at the RSNA Portrait Studio.

HOURS OF OPERATION

Sunday–Thursday 10:00 AM – 5:00 PM

Quality Improvement Storyboard Poster Walkthroughs

Quality Storyboard Section,
Learning Center, Lakeside Center East–Level 3

Join experts in quality improvement in radiology as they walk through the QI storyboards, highlighting examples of great work and sound methodology. Those who are interested in leading and publishing QI projects in the coming months and years will find this especially valuable.

HOURS OF OPERATION

Monday 3:00 PM – 4:00 PM

Tuesday 4:00 PM – 5:00 PM

Quantitative Imaging

Learning Center, Lakeside Center East–Level 3

*Quantitative Imaging
Biomarkers Alliance (QIBA)*

The QIBA Kiosk will provide information about the ongoing coalition efforts among clinicians, researchers, government agencies, industry and RSNA, working to advance the practice of radiology from image interpretation to quantitation.



Quantitative Imaging Reading Room

In the Learning Center, see an array of products that integrate quantitative analysis into the image interpretation process.

Exhibits will feature informational posters, computer-based demonstrations and “Meet the Experts” presentations throughout the week. The purpose of these exhibits is educational in nature.

R&E Donor Suite

Connections Center, Lakeside Center East–Level 3

Learn more about R&E activities, including current grant and award recipients, as well as individual, private practice and corporate donors. Donors who have contributed at least \$300, during the giving year or onsite, may visit the Suite for access to computers, a coat room, comfortable furniture and refreshments.

RadioGraphics Editorial Office

Learning Center, Lakeside Center East–Level 3

1-312-949-3200

Jeffrey S. Klein, MD, Editor

With more than one million CME credit certificates issued since 2000, *RadioGraphics* is the top journal devoted to continuing medical education in radiology.

Radiology Editorial Office

Learning Center, Lakeside Center East–Level 3

1-312-949-3200

Herbert Y. Kressel, MD, Editor

David A. Bluemke, MD, Editor Designate

Radiology is the premier journal in the field, featuring original peer-reviewed research and state-of-the-art reviews.

New for 2017! Registration and Badge Pick-up

All badges must be printed at any of the three designated registration locations in McCormick Place or in the lobbies of the Hyatt Regency Chicago and the InterContinental Hotel Chicago. New registrants may also complete their registration at a registration desk or online at RSNA.org/Register before picking up their badges. A valid photo ID is required.

North Building–Level 2**HOURS OF OPERATION**

Saturday–Thursday 7:00 AM – 5:00 PM

South Building–Level 1**Lakeside Center East–Level 2****HOURS OF OPERATION**

Saturday 11:30 AM – 5:00 PM

Sunday–Thursday 7:00 AM – 5:00 PM

Friday 7:00 AM – 12:00 PM*

Lakeside Information Desk Only*Hyatt Regency Chicago Lobby, 151 E. Wacker Drive****InterContinental Hotel Chicago Lobby, 505 N. Michigan Avenue****HOURS OF OPERATION**

Saturday 12:00 PM – 7:00 PM

Sunday–Monday 6:00 AM – 12:00 PM; 3:00 PM – 6:00 PM

Residents Lounge

Learning Center, Lakeside Center East–Level 3

HOURS OF OPERATION

Sunday–Thursday8:00 AM – 6:00 PM

Residents are invited to visit the Residents Lounge to relax and network while enjoying complimentary refreshments.

Restaurant Reservations

Grand Concourse–Level 3, Lobby

HOURS OF OPERATION

Saturday–Wednesday 9:00 AM – 6:00 PM

Thursday9:00 AM – 3:00 PM

Local hospitality experts will recommend restaurants, make reservations and offer concierge services. See the Dining Guide on page 65 for information on dining at McCormick Place.

Ribbon Pick Up

Membership & Resources, Connections Center, Lakeside Center East–Level 3

Ribbons are available for pickup at the self-serve Ribbon Wall, located in the Connections Center, Lakeside Center East, Level 3. Because some ribbons require controlled distribution, please ask the RSNA Ribbon Wall attendant if you don't see your ribbon(s) and we will be happy to assist you!

RSNA Shop

Connections Center, Lakeside Center East–Level 3

RSNA Shop is your go-to resource for RSNA branded merchandise and apparel. Branded items this year include stylish cashmere scarves and pashminas, leather notebooks, adult coloring books, phone chargers, holiday ornaments, water bottles, stylus pens and more. Remember to get a plush stuffed animal for the kids!

Self-Assessment Modules (SAMs)

The American Board of Radiology (ABR) granted approval to the RSNA for SAM Deemed Status. This allows RSNA to develop and implement, without prior ABR review, enduring Self-Assessment CME and in-person (“live”) SAMs that satisfy ABR Part II MOC requirements. Each RSNA in-person SAM is available for up to 1.50 SAM credits and 1.50 *AMA PRA Category 1 Credit™*.

SAMs offered by RSNA have been qualified by the ABR in meeting the criteria for self-assessment toward the purpose of fulfilling requirements in the ABR Maintenance of Certification Program.

The RSNA annual meeting in-person SAMs are part of an Accredited Self-Assessment Program (Section 3) as defined by the new Maintenance of Certification program (MOC) of the Royal College of Physicians and Surgeons of Canada (RCPSC) and approved by the Canadian Association of Radiologists (CAR) for a maximum of 1.50 credit hours per module.

New for 2017! All courses designated for SAM credit at RSNA 2017 will require attendees to use their personal devices to complete the required test questions during the live session. To claim SAM credit, attendees must complete the required test questions during the live session and evaluate and claim CME for the SAM course. All SAM course credit from RSNA 2017 must be claimed before June 1, 2018.

For more information about the availability of RSNA SAMs, review the subspecialty content brochure available throughout McCormick Place or visit Membership and Resources in the Connections Center.

Smoking Policy

For the health and comfort of all registrants, smoking is not permitted inside McCormick Place. If you wish to smoke, please follow the signs directing you to the designated areas outside of the building.

Start-up Showcase

Technical Exhibits, North Hall B, Booth 6455

Innovations in medical imaging are now being introduced on an increasingly accelerated basis. Stay current with new developments and visit the Start-up Showcase to connect with emerging companies positioned to bring new products and services to market.

Technical Exhibit Dates and Hours

RSNA Technical Exhibits

See additional information on page 61.

HOURS OF OPERATION

Sunday–Wednesday	10:00 AM – 5:00 PM
Thursday	10:00 AM – 2:00 PM

Tours and City Events

Grand Concourse–Level 3, Lobby

1-312-791-6624

Special tours and events are offered all week, exclusively for RSNA attendees. A complete listing of available tours and events is available at RSNA.org/Tours-and-Events.

HOURS OF OPERATION

Saturday–Wednesday	9:00 AM – 6:00 PM
--------------------------	-------------------

Palmer House Hilton Hotel–6th Floor

1-312-917-1720

HOURS OF OPERATION

Saturday–Wednesday	7:30 AM – 6:00 PM
--------------------------	-------------------

Water Bottle Refill Stations

Water bottle refill stations are located at:

- Lakeside Center East–Level 3, near E350
- North Building–Level 2, by the restrooms near Connie’s and McDonald’s
- South Building–Level 2.5, by the restrooms
- West Building–Level 3, by the Central Concourse restrooms

Wheelchair and Scooter Rental

[South Building, Gate 4](#)

[Lakeside Center East–Level 2](#)

HOURS OF OPERATION

Saturday (*Lakeside Center East only*) 11:30 AM – 5:30 PM

Sunday–Thursday 6:45 AM – 6:15 PM

Friday (*Lakeside Center East only*) 7:30 AM – 3:00 PM

Power operated vehicles (scooters) are available for rent for \$50 per day; manual wheelchairs for \$20 per day.

For accessible shuttle bus transportation, please call the RSNA Transportation Office at 1-312-808-2007. During evening hours Monday through Thursday, please call 1-877-899-0986.

VISIT THE RSNA SHOP

Located in RSNA Connections Center

Take home great gifts
for family and staff!



Clothing, Accessories and Souvenirs

RSNA[®]
Radiological Society
of North America

MKT435 TD

Education

Scientific Program/Refresher Course Committee Office

North Building–Level 4, Room N426B

1-312-791-6617

HOURS OF OPERATION

Saturday 11:00 AM – 5:00 PM

Sunday–Thursday 7:00 AM – 6:00 PM

This office provides assistance to all instructors and speakers at RSNA 2017.

Speaker Ready Rooms

North Building–Level 4, Room N426A

Lakeside Center East–Level 2, Room E257

HOURS OF OPERATION

Saturday 11:00 AM – 5:30 PM

Sunday 7:00 AM – 6:00 PM

Monday–Thursday 6:30 AM – 6:00 PM

Friday* 7:00 AM – 2:00 PM

**Lakeside Center East only*

Student Radiographer Theater

Lakeside Center East–Level 3, Room E353B

HOURS OF OPERATION

Monday–Tuesday 10:30 AM – 11:30 AM

Monday–Wednesday 12:15 PM – 1:15 PM; 1:30 PM – 2:30 PM

Subspecialty Content

Customizing your RSNA 2017 itinerary is easy with the enhanced sorting capability in Meeting Central. Go to Meeting.RSNA.org and click “Browse the Program” to search for scientific presentations and other events by radiologic subspecialty.

Choose a subspecialty of interest to you, view all the related meeting content and add selected courses to *My Agenda* to facilitate your daily meeting plan. As an added convenience, RSNA offers printed subspecialty brochures in the Learning Center, Lakeside Center East–Level 3, and Grand Concourse–Level 3.

Virtual RSNA® 2017

Explore. Invent. Transform.

November 25 to February 28



Enhance RSNA 2017 with the Virtual Meeting

Valuable Content | Extended Access | More Ways to Earn CME

Maximize your meeting experience. Register for the RSNA 2017 Virtual Meeting for an incredible array of CME-eligible educational programming, over 100 live-streamed and on-demand sessions, scientific presentations and more!

Register at **[RSNA.org/Register](https://www.rsna.org/register)**
Access at **[Meeting.RSNA.org/Virtual](https://www.meeting.rsna.org/virtual)**

MTG897 KE



RSNA 2017 Virtual Meeting

Take in RSNA 2017 where and when you want—add the Virtual Meeting to your registration package to experience an incredible array of educational programming, scientific presentations, education exhibits and more.

Registered Virtual Meeting participants will have access to:

- Valuable Content: over 100 live-streamed and on-demand courses
- Extended Access: live programming during the annual meeting and on-demand access through February 28, 2018, at 4 PM Chicago Time
- CME Credit: credit for live-viewed sessions, Cases of the Day and select on-demand sessions
- Virtual Community: live chat capabilities allowing you to discuss live course content with colleagues from across the globe.

Visit RSNA.org/Register and add the Virtual Meeting to your registration package at any time through February 28, 2018.

Accessing the Virtual Meeting

Registered Virtual Meeting participants can access the RSNA 2017 Virtual Meeting on Meeting.RSNA.org/Virtual. Log in using your badge number and password to view live and on-demand meeting content, add Virtual Meeting courses to your agenda, earn CME credit and more!

Digital Support

Connections Center, Lakeside Center East–Level 3

Stop by the Digital Support station in the Connections Center for assistance with logging in to the Virtual Meeting and accessing live and on-demand courses, Cases of the Day, scientific sessions and education exhibits.

Can't stop by Digital Support? Contact RSNA for registration/program support at virtual@rsna.org or 1-312-949-3206. For technical support, please contact Digitell, Inc. at support@digitellinc.com or 1-877-796-1325 or 1-716-338-0332. For support hours, please refer to the Meeting.RSNA.org/Virtual Help tab.

Virtual Meeting Accreditation and Designation Statement

The Radiological Society of North America (RSNA) is accredited by the Accreditation Council for Continuing Medical Education (ACCME) to provide continuing medical education for physicians. The RSNA designates this live activity for a maximum of 85.50 *AMA PRA Category 1 Credits™*. Physicians should claim only the credit commensurate with the extent of their participation in the activity

23 courses have been designated for CME credit when consumed on demand following the live session. These courses will be awarded 1.50 *AMA PRA Category 1 Credits™* when viewed on demand through 4 PM CT on February 28, 2018, and upon successful completion of a test and course evaluation. This Enduring Material has been approved for *AMA PRA Category 1 Credits™*.



Technical Exhibits

See the latest technology unveiled at the world's largest exhibition of radiologic products and services.

Technical Exhibits

South Hall A–Level 3 (Booths 1000–5999)

North Hall B–Level 3 (Booths 6000–8599)

HOURS OF OPERATION

Sunday–Wednesday10:00 AM – 5:00 PM

Thursday10:00 AM – 2:00 PM

The complete RSNA 2017 Technical Exhibitor List is available online at Meeting.RSNA.org and via the RSNA 2017 app before, during and after the meeting. Browse a comprehensive, searchable list of exhibitors and their products or services as well as interactive exhibit hall maps. An abridged version of the exhibitor list with pull-out exhibit hall maps will be available in the Technical Exhibits Guide distributed near the entrance to the Exhibit Halls.

Bistro RSNA–Lunch

Technical Exhibits, South Hall A

Technical Exhibits, North Hall B

Learning Center, Lakeside Center East–Level 3

HOURS OF OPERATION

Sunday–Wednesday 11:00 AM – 2:30 PM

Special Brunch Menu Offered!

HOURS OF OPERATION

Thursday 10:30 AM – 1:30 PM

With an extensive gourmet menu and ample seating, Bistro RSNA is a convenient option to enjoy a comfortable lunch and network with colleagues. For more information, visit the Restaurant Reservation Desk in the Grand Concourse, Level 3.



Daily Bulletin/Technical Exhibits Focus Section

Sunday through Wednesday, issues of the *Daily Bulletin*, the official newspaper of the annual meeting, will include a Technical Exhibits Focus section. This section details different products and services each day, including the newest radiologic technology and services available from RSNA 2017 exhibiting companies. The *Daily Bulletin* is available each morning throughout McCormick Place and online at RSNA.org/Bulletin.



First-Time Exhibitor Pavilion

Technical Exhibits, North Hall B, starting at Booth 6035

Meet first-time exhibitors at the RSNA annual meeting. A showcase area inside North Hall B will gather many first-time exhibitors in one location, while others can be identified by the First-Time Exhibitor logo throughout the exhibit halls. Learn what's new in radiology from these innovators ready to introduce their products and services.

SET THE PACE

in Core Needle Biopsy

BARD® MARQUEE®

Disposable Core Biopsy Instrument

Powerful. Precise.

Unparalleled procedural versatility from a comprehensive core needle offering two firing modes and two penetration depths.

ADJUSTABLE

Dual mode disposable core biopsy device with an adjustable penetration depth that offers you a choice between 18 mm and 25 mm for additional control

POWERFUL

Automatic fire mode gives you the power you've come to expect from Bard core needles.

PRECISE

Semi-automatic mode enables you to fire the stylet only, providing you with visual confirmation of the sample notch placement.



**SET THE PACE in Biopsy—
Visit Bard at Booth #4529, South Hall**

Please consult product labels and inserts for any indications, contraindications, hazards, warnings, precautions and directions for use.

1.800.321.4254 bardbiopsy.com

Bard and Marquee are trademarks and/or registered trademarks of C. R. Bard, Inc. or an affiliate. © Copyright 2017 C. R. Bard, Inc. All Rights Reserved. BPV/BBFA/0716/0023(1)

BARD Biopsy

Machine Learning Showcase

Technical Exhibits, North Hall B, Booth 8149

Sponsored by:



Because machine learning has become an important topic in the radiology community, the new Machine Learning Showcase will serve as an opportunity for meeting attendees to not only learn more about this emerging area, but also network directly with companies on the forefront of this new technology. Attendees can also visit the open air theater from 11AM to 2 PM daily for showcase exhibitor presentations.

Publishers Row

Technical Exhibits, South Hall A, starting at Booth 1000

Shop for educational publications addressing virtually every aspect of medical imaging.

Start-up Showcase

Technical Exhibits, North Hall B, Booth 6455

Innovations in medical imaging are now being introduced on an increasingly accelerated basis. Stay current with new developments and visit the Start-up Showcase to connect with emerging companies positioned to bring new products and services to market.

Vendor Workshops

Technical Exhibits, South Hall A

- GE Healthcare, Booth 5634
- Hologic, Inc., Booth 5621
- Siemens Healthineers, Booth 5627

Commercial leaders in the industry have reserved classroom space in the Technical Exhibits Halls to conduct classes on their respective proprietary computer systems. These workshops are not offered for CME credit. See the online Meeting Program at Meeting.RSNA.org for a complete schedule of classes and locations (type “vendor workshop” in the search bar).



McCormick Place Dining Guide

Bistro RSNA–Lunch

Technical Exhibits, South Hall A

Technical Exhibits, North Hall B

Learning Center, Lakeside Center East–Level 3

HOURS OF OPERATION

Sunday–Wednesday 11:00 AM – 2:30 PM

Special Brunch Menu Offered!

HOURS OF OPERATION

Thursday 10:30 AM – 1:30 PM

With an extensive gourmet menu and ample seating, Bistro RSNA is a convenient option to enjoy a comfortable lunch and network with colleagues. For more information or to purchase tickets, visit any Bistro location, or visit the Restaurant Reservation Desk in the Grand Concourse, Level 3.

RSNA “Green” Initiatives Extend to the Lunch Table

Our goal is to offer a wide variety of delicious dining options using the freshest, most wholesome ingredients available while reducing our impact on the environment. Menu offerings have expanded to include certified organic ingredients and locally farmed proteins, dairy and produce, served in eco-friendly packages. Recycling bins have been added throughout the facility so that waste products may be disposed of properly. “Go Green” and save \$0.25 when you bring your own refillable mug or bottle on fresh brewed coffee or fountain beverage at McCormick Place food outlets (excluding Connie’s Pizza and McDonald’s).

Dining Guide By Location

NORTH BUILDING

LEVEL 2

Connie's Pizza

Chicago's own Connie's pizza and other Italian favorites.

Saturday–Wednesday	10:00 AM – 6:00 PM
Thursday	10:00 AM – 5:00 PM
Friday	10:00 AM – 4:00 PM

McDonald's

Golden Arches serving such favorites as the Egg McMuffin, hamburgers, French fries and assorted beverages.

Saturday–Wednesday	7:00 AM – 6:00 PM
Thursday	7:00 AM – 5:00 PM
Friday	7:00 AM – 4:00 PM

Connie's Express Cart

Chicago's own Connie's pizza and other Italian favorites.

Sunday–Wednesday	10:00 AM – 3:00 PM
------------------	--------------------

NORTH BUILDING LOBBY

LEVEL 3

23rd Street Café

This café and market offers a healthy menu featuring items grown from Savor's Rooftop Garden.

Saturday	10:00 AM – 4:00 PM
Sunday–Thursday	7:00 AM – 5:00 PM

Hops & Grapes Bar

Cash bar featuring a variety of local craft beers and wine.

Sunday–Wednesday	11:00 AM – 5:30 PM
------------------	--------------------

Starbucks North

Specialty drinks, lattes, coffee of the day, premium teas, freshly baked pastries and seasonal specialties.

Saturday	7:00 AM – 4:00 PM
Sunday & Monday	7:00 AM – 6:00 PM
Tuesday & Wednesday	8:00 AM – 5:00 PM
Thursday	8:00 AM – 3:00 PM

Hours are subject to change.

Third Coast Roast V VG GF 

Featuring local Metropolis brewed coffee and espresso beverages as well as light breakfast items.

Sunday–Wednesday 8:00 AM – 4:00 PM
Thursday 8:00 AM – 3:00 PM

Garret Popcorn Cart VG GF

Chicago’s favorite popcorn! Locally made popcorn served along with other assorted snacks and beverages.

Sunday–Wednesday 11:00 AM – 5:30 PM

TECHNICAL EXHIBITS, NORTH HALL B**LEVEL 3****Bistro RSNA** V VG GF 

Offering an all-inclusive lunch option on the exhibit floor. Featuring assorted salads, a variety of hot and cold items, desserts and beverages.

Sunday–Wednesday 11:00 AM – 2:30 PM
Thursday 10:30 AM – 1:30 PM

Connie’s Pizza V

Chicago’s own Connie’s pizza and other Italian favorites.

Sunday–Wednesday 11:00 AM – 5:00 PM
Thursday 10:00 AM – 2:00 PM

Mordy’s Kosher Express


Featuring kosher sandwiches, hot dogs, soups and salads.

Sunday–Wednesday 11:00 AM – 5:00 PM
Thursday 10:00 AM – 2:00 PM


SOUTH BUILDING**LEVEL 1****Market Cart** V VG GF 


Featuring a selection of “Grab-n-Go” options—including salads, sandwiches, assorted breakfast items and other snacks.

Sunday–Thursday 8:00 AM – 3:00 PM

 Vegetarian offerings

 Gluten Free offerings

 Vegan offerings

 Heart Healthy offerings

SOUTH BUILDING

LEVEL 2.5

Plate Room Food Court **V VG GF** 

This eclectic food court offers several options to choose from: Mangia-Italian, Mian Tiao-Asian, Heartland Burger, Chi-Town Dog, Luzitas Burrito Bowl and “Grab-and-Go” options

Sunday–Thursday 9:00 AM – 3:00 PM

Starbucks **V VG GF** 

Specialty drinks, lattes, coffee of the day, premium teas, freshly baked pastries and seasonal specialties.

Sunday 8:00 AM – 4:00 PM

Monday–Thursday 6:30 AM – 5:00 PM

Jamba Juice

Healthy blended beverages as well as oatmeal, wraps, flatbreads, pastries and healthy snacks.

Monday–Wednesday 9:00 AM – 3:00 PM

SOUTH BUILDING

LEVEL 3

Dunkin Donuts Cart

America’s favorite donuts, coffee and other assorted snacks and beverages.

Sunday–Thursday 7:00 AM – 4:00 PM

TECHNICAL EXHIBITS, SOUTH HALL A

LEVEL 3

Bistro RSNA **V VG GF** 

Offering an all-inclusive lunch option on the exhibit floor; featuring assorted salads, hot and cold items, desserts and beverages.

Sunday–Wednesday 11:00 AM – 2:30 PM

Thursday 10:30 AM – 1:30 PM

PURE

Quick service lunch option on the exhibit floor; offering a variety of options from different global cuisines to local options.

Sunday–Wednesday 11:00 AM – 2:30 PM

Hours are subject to change.

Café A1    

Salads and gourmet sandwiches, pizza, Italian beef, hot dogs and assorted beverages are served overlooking the show floor. Coffee, assorted muffins, yogurt and bagels offered in the morning.

Sunday–Wednesday 10:00 AM – 5:00 PM
 Thursday 10:00 AM – 2:00 PM

Café A2    

Salads and gourmet sandwiches, pizza, Italian Beef, hot dogs and assorted beverages are served overlooking the show floor. Coffee, assorted muffins, yogurt and bagels offered in the morning.

Sunday–Wednesday 10:00 AM – 5:00 PM

South Market    

Featuring a selection of “Grab-n-Go” options—including salads, sandwiches, assorted breakfast items and other snacks.

Saturday 8:00 AM – 2:00 PM
 Sunday–Wednesday 8:00 AM – 5:00 PM
 Thursday 8:00 AM – 2:00 PM

Midwest Melt 

Serving grilled panini-style sandwiches along with assorted snacks and beverages.

Sunday–Wednesday 11:00 AM – 5:00 PM
 Thursday 10:00 AM – 2:00 PM

Hot Dog Cart

Featuring classic Chicago Style hot dogs, a variety of sandwiches, assorted chips and refreshments.

Sunday–Wednesday 11:00 AM – 5:00 PM

Connie’s Pizza 

Chicago’s own Connie’s pizza and other Italian favorites.

Sunday–Wednesday 11:00 AM – 5:00 PM


Mordy’s Kosher Express


Featuring kosher sandwiches, hot dogs, soups and salads.

Sunday–Wednesday 11:00 AM – 5:00 PM
 Thursday 10:00 AM – 2:00 PM

 Vegetarian offerings

 Gluten Free offerings

 Vegan offerings

 Heart Healthy offerings

SOUTH BUILDING

LEVEL 4

Market Cart    

Featuring a selection of “Grab-n-Go” options—including salads, sandwiches, assorted breakfast items and other snacks.

Sunday–Monday	10:00 AM – 3:00 PM
Tuesday	10:00 AM – 5:00 PM
Wednesday	10:00 AM – 3:00 PM
Thursday	10:00 AM – 5:00 PM

LAKESIDE CENTER EAST

LEVEL 2

Starbucks East    

Specialty drinks, lattes, coffee of the day, premium teas, freshly baked pastries and seasonal specialties.

Saturday	11:00 AM – 3:00 PM
Sunday–Thursday	6:45 AM – 2:00 PM
Friday	6:45 AM – 12:00 PM

LAKESIDE CENTER EAST, LEARNING CENTER

LEVEL 3

Bistro RSNA    

Offering an all-inclusive lunch option on the exhibit floor. Featuring assorted salads, a variety of hot and cold items, desserts and beverages.

Sunday–Wednesday	11:00 AM – 2:30 PM
Thursday	10:30 AM – 1:30 PM

Hours are subject to change.

LAKESIDE CENTER EAST, CONNECTIONS CENTER

LEVEL 3

Lakeside Café    

Featuring a selection of “Grab-n-Go” options—including salads, sandwiches, assorted breakfast items and other snacks.

Saturday	11:00 AM – 4:30 PM
Sunday–Thursday	7:00 AM – 5:00 PM
Friday	7:00 AM – 1:00 PM

Third Coast Roast    

Featuring local Metropolis brewed coffee and espresso beverages as well as light breakfast options.

Saturday	11:00 AM – 3:00 PM
Sunday–Thursday	6:45 AM – 5:00 PM
Friday	6:45 AM – 12:00 PM

Ambrosia Organic Cart    

Offering all natural and organic breakfast items and a daily selection of paninis.

Sunday–Thursday	11:00 AM – 5:00 PM
-----------------------	--------------------

Hops & Grapes Bar

Cash bar featuring a variety of local craft beers and wine.

Sunday–Thursday	11:00 AM – 5:30 PM
-----------------------	--------------------

Market Cart    

Featuring a selection of “Grab-n-Go” options—including salads, sandwiches, assorted breakfast items and other snacks.

Sunday–Thursday	7:30 AM – 5:30 PM
Friday	7:00 AM – 3:00 PM


WEST BUILDING


LEVEL 2.5


Starbucks West    


Specialty drinks, lattes, coffee of the day, premium teas, freshly baked pastries and seasonal specialties.

Sunday–Wednesday	8:00 AM – 2:00 PM
------------------------	-------------------

 Vegetarian offerings

 Gluten Free offerings

 Vegan offerings

 Heart Healthy offerings

Your Leadership Makes a Difference



RSNA Members Enjoy:

- Online education platform with mobile-friendly user interface and 600+ courses with SA-CME credit
- *Radiology* and *RadioGraphics*, the specialty's top peer-reviewed journals
- Courses on patient care and professionalism to build, maintain and grow a successful practice
- Free standard member registration to RSNA 2018 for cutting-edge radiology science and education



Visit the Membership and Resources booth in the Connections Center to learn more and join RSNA for 2018.

FREE GIFT WHEN YOU
JOIN AT RSNA 2017!*

*First time new members only, with paid application onsite.

RSNA[®]

Index

3D Printing.....	33
5k Fun Run	34
Academy for Radiology & Biomedical Imaging Research	35
Accreditation and Designation Statements	35
American Association of Physicists in Medicine (AAPM)	36
American Board of Radiology (ABR)	36
ATMs	36
Attendee Meeting Materials Pick-up Stations.....	36
Badge Information	36–37
Bistro RSNA	62, 65
Business Centers/FedEx Office	38
Bus Service	9–19
Call for Abstracts (2018)	77
Cases of the Day	38
Charging Stations	38
Childcare—Camp RSNA	39
Coat/Luggage Check.....	39
Columbia Presents	44
Connections Center.....	28–29, 39
Continuing Education (CE)	40
Continuing Medical Education (CME).....	40
Corporate Symposium	41
Course Admittance	41
Daily Bulletin/Technical Exhibits Focus	62
Digital Support.....	41
Dining Guide	65–71
Discovery Theater.....	29, 41
Emergency Procedures	5
Express Shuttle Bus and Taxi Boarding.....	10

Fast 5	41
First Aid	5
First Time Exhibitor Pavilion	41, 62
2018 Hotel Reservations	6, 42
Go Airport Express	8
Healthcare/Pharmacy Clinic	5
Image Wisely®	42
Information Desk	42
Internet Stations	43
Interpretation Services	43
Israel Presents	45
Learning Center	30–31, 43
Lost & Found	43
Luggage Check	39
Lyft (Rideshare Provider)	8
Machine Learning	46, 64
Maximizing Your CME	47
McCormick Place Campus Hours	25, 47
McCormick Place Campus Maps	26–31
McCormick Place Parking Garages	24
Medical Image Perception Lab	47
Media/Newsroom	48
Meditation Room	49
Meeting Announcements	48
Meeting App	32, 33
Meeting Program	33
Membership & Resources	48
Metra Electric Train System	20–23
Molecular Imaging Campus	49
Newsroom	48

Nuclear Medicine Campus	49
Nursing Room/Lactation Suite	39
Palmer House Hilton Hotel	54
Pharmacy/Healthcare Clinic	5
Photography and Recording Guidelines	49
Plenary Sessions	3
Prayer	49
Press Releases	49
Professional Portrait Studio	49
Public Transit	8, 20–23
Publishers Row	64
Quality Improvement Storyboard Poster Walkthroughs	50
Quantitative Imaging	50
R&E Donor Suite	50
<i>RadioGraphics</i> Editorial Office	51
<i>Radiology</i> Editorial Office	51
Registration and Badge Pick-up Stations	51
Residents Lounge	52
Restaurant Reservations	52
Ribbon Pick Up	52
RSNA Shop	52, 56
Scientific Program/Refresher Course Committee Office	57
Scooter Rental	55
Self-Assessment Modules (SAMs)	53
Shuttle Bus Service	9–19
Smoking Policy	54
Speaker Ready Rooms	57
Special Needs Transportation	10
Start-Up Showcase	54, 64
Student Radiographer Theater	57

- Subspecialty Content 57
- Sunrise Service..... 10
- Taxi Service 8
- Technical Exhibits 54, 61-64
- Tours and City Events..... 54
- Train System/Station Information 20-23
- Transportation 7-24
- Uber (Rideshare Provider) 8
- Vendor Workshops 64
- Virtual Meeting 58-60
- Virtual Meeting Support 60
- Water Bottle Refill Stations..... 55
- Wheelchair Rental 55

GET NOTICED

Present at RSNA 2018:

- ▶ Scientific Presentations
- ▶ Applied Science
- ▶ Education Exhibits
- ▶ Quality Storyboards
- ▶ Quantitative Imaging Reading Room

EARN RECOGNITION!

The RSNA Travel Award Program for Students

Up to 430 top-rated abstracts from current RSNA members will earn a \$500 travel stipend.

Kuo York Chynn Neuroradiology Research Award

The top scientific paper as selected by the Scientific Program Committee will earn a \$3,000 award recognition.



Visit [RSNA.org/Abstracts](https://www.rsna.org/Abstracts) for complete guidelines.

Submit online

beginning January 2018 at [RSNA.org/Abstracts](https://www.rsna.org/Abstracts) through Wednesday, April 11, 2018, 12 NOON Chicago Time.

Questions?

Call 1-877-776-2227 (*within U.S.*)
or 1-630-590-7774 (*outside U.S.*)

Includes courses in joint sponsorship with the American Association of Physicists in Medicine

RSNA® 2018


NOVEMBER 25-30



Visit us at south building
Hall A #2543



Product is under development and not 510(k) cleared.
The product is not available for sale in USA or any region of the world



EXPERIENCE
A New Healthcare
Solution

SAMSUNG